



**ARTVIO**  
— LAMINATES —

ELOQUENT





# ARTVIO

— LAMINATES —

Artvio Laminates is a brand of high-quality laminates designed to elevate your interior design. Offered by Artis Laminates, these come in a variety of styles and finishes to suit your taste and budget. Our laminates offer a durable and easy-to-clean surface for practical functionality, while also providing a wide range of colors and patterns to enhance the aesthetics of any space.

Our  
*Company*



EL

OOQ

*Upscale*

UE

NT




# INTERACTIVE INDEX



Please click on the Sample beside the Finish Name to scroll to the specific finish page

Click on the Home button to return back to the Finish Index.



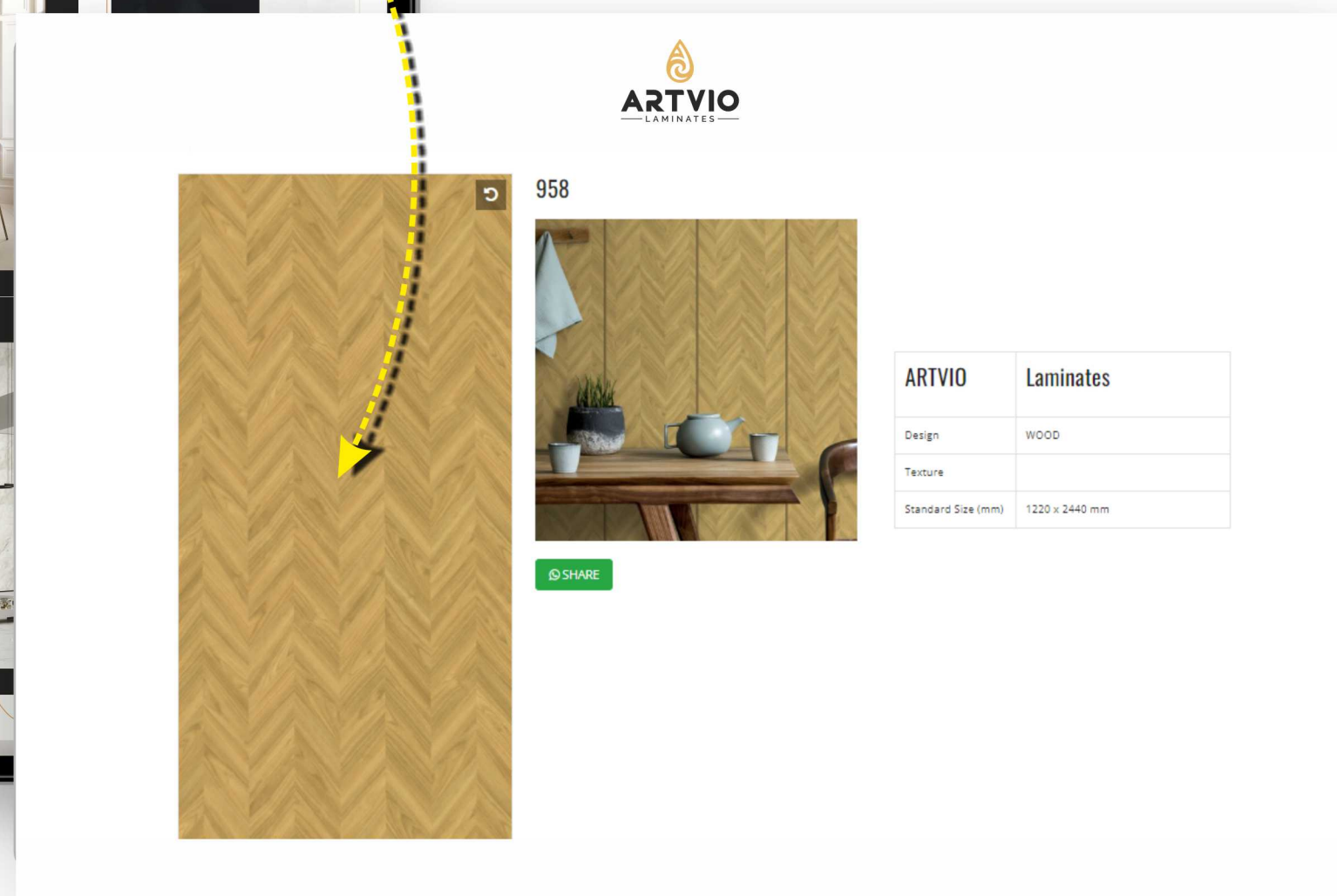
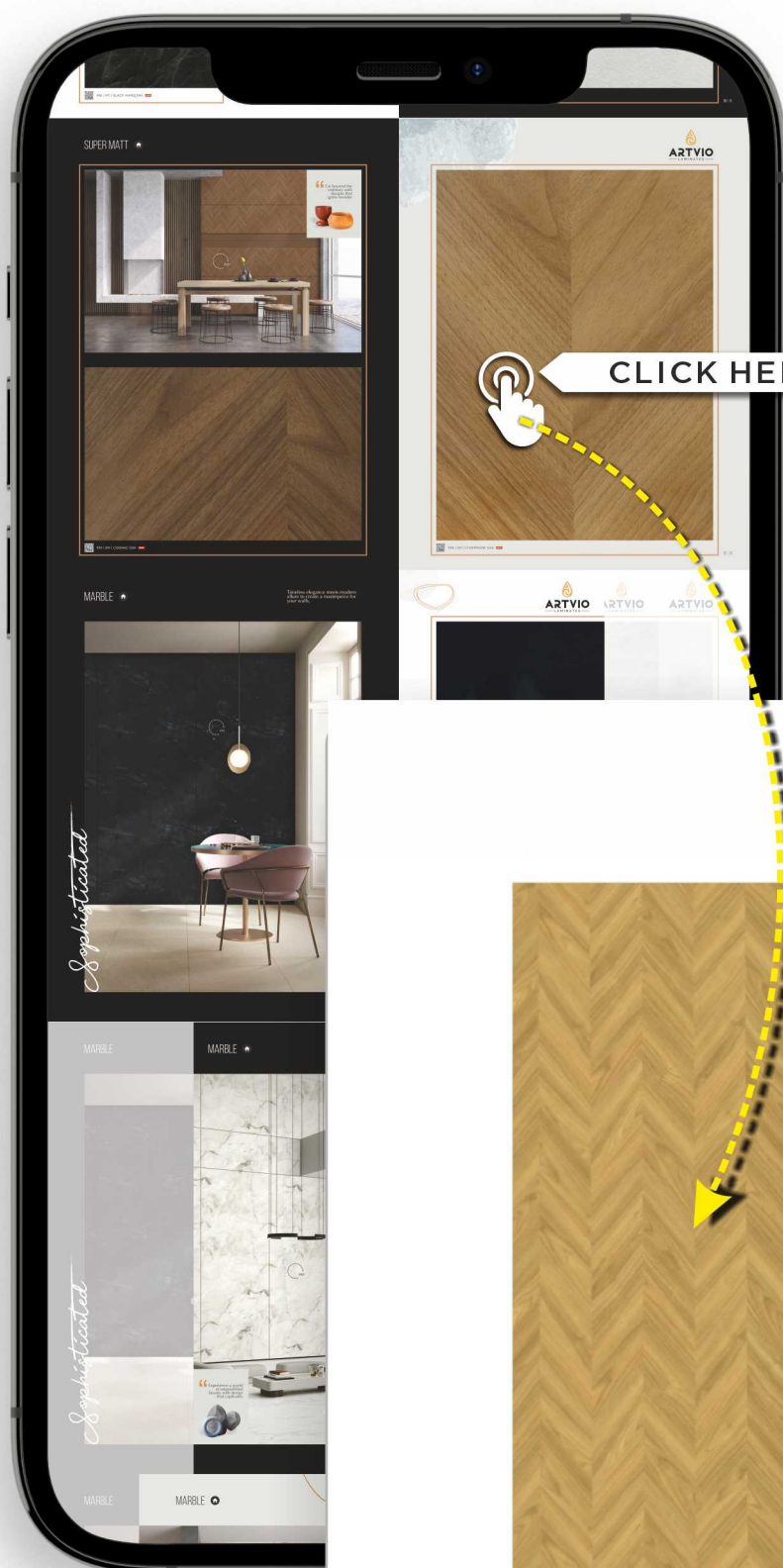


1. Open downloaded e-PDF on any device.
2. Browse through our entire collection right on your fingertips.
3. Like a product or design? Click anywhere on the product to open its dedicated webpage.
4. Here you will find the following details about the

**Product you chose:**

- Full Sheet View
- Application Preview
- Available Textures
- Technical Details
- Option to send an enquiry

5. You can find the same information about all the products in the PDF by clicking on them.





## MESMERISING APPEAL

Experience firsthand true  
delight of our designs in your  
spaces with our laminate guide

## A CLASS APART

Let yourself be embraced by  
the beauty and elegance that  
our shades and textures bring  
to every space that they grace

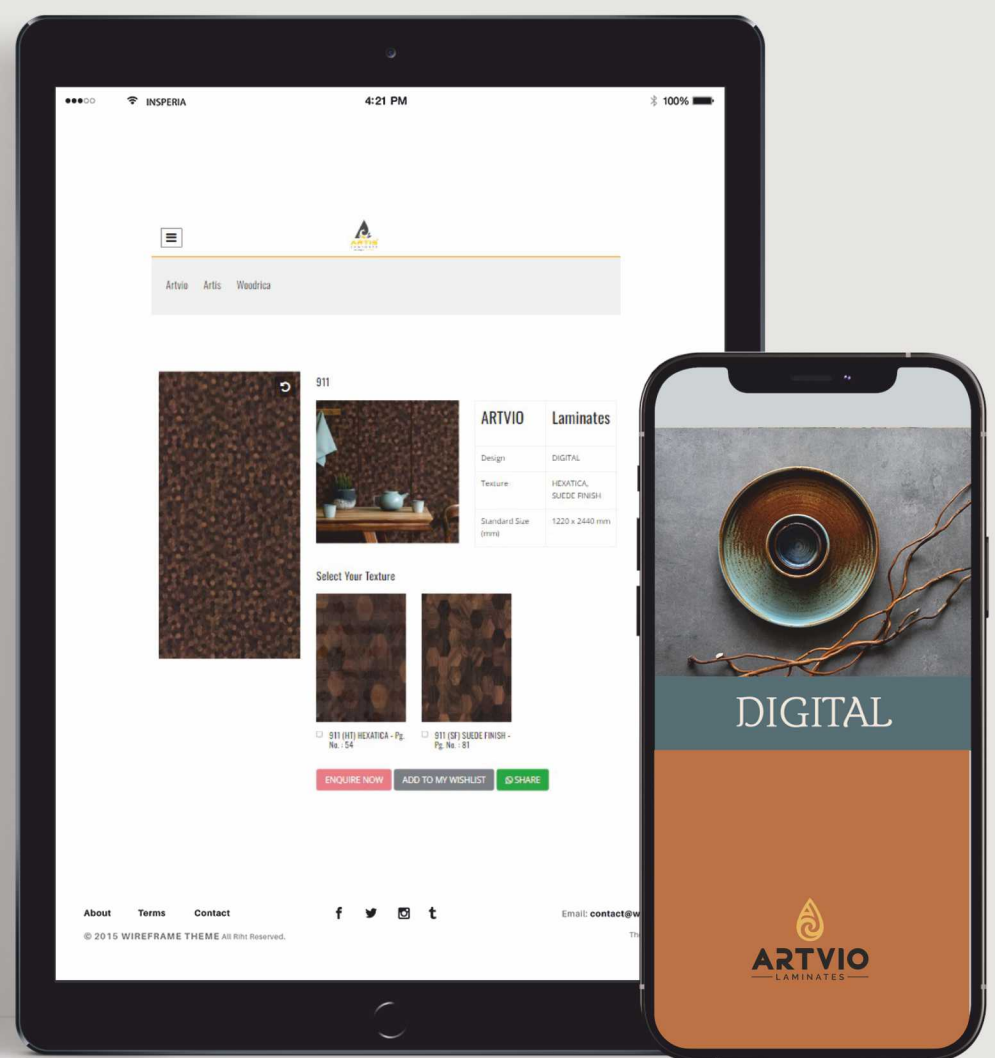
WEBSITE



SOCIAL MEDIA



INTERACTIVE PDF



# DIGITAL





# ARTVIO

LAMINATES

	<b>FLUTED MARBLE</b> Page: 06-07		<b>STONE ART</b> Page: 44-45		<b>SUPER GLOSS</b> Page: 68-69
	<b>FLUTE COLLECTION</b> Page: 08-09		<b>NEXUS WOOD</b> Page: 46-47		<b>WOODEN SUPER GLOSS</b> Page: 70-79
	<b>MARBONITE</b> Page: 10-11		<b>URBANIA OAK</b> Page: 48-51		<b>HEXATICO</b> Page: 80-81
	<b>SUPER MATT</b> Page: 12-13, 34-39		<b>HORIZON OAK</b> Page: 52-53		<b>ELITE VENEER</b> Page: 82
	<b>MARBLE</b> Page: 14-21, 66-67		<b>PALLET ART</b> Page: 54-57		<b>TRIDENT</b> Page: 83
	<b>WOODEN SUPER GLOSS</b> Page: 22-23		<b>MAJESTIC BOXES</b> Page: 58-59		<b>EXOTIC LEAF</b> Page: 84
	<b>RIVIERA LINE</b> Page: 24-25		<b>PASTEL SUPER MATT</b> Page: 60-61		<b>ROMAN WAVES</b> Page: 85
	<b>WOODEN ASH</b> Page: 26-29		<b>SPARKLES</b> Page: 62		<b>SUEDE FINISH</b> Page: 86-97
	<b>FLUTER</b> Page: 30-33		<b>METALLIC SOLID</b> Page: 63		
	<b>HORIZONTAL ASH</b> Page: 40-43		<b>SOLID SUPER GLOSS</b> Page: 64-65		







# FLUTE MARBLE & STONE

Ignite new life into your interiors with designs that never fail to astound with their charming elan







  
**ARTVIO**  
— LAMINATES —



# FLUTED MARBLE

Unleash the opulence within with transformative spaces



980 | FT | CLOUD WHITE **NEW**





986 | FT | BLACK MARQUINA **NEW**







“ Designs that stun,  
crafted for those who  
choose to embrace  
the extraordinary







Elevate your interiors to new heights of sophistication with designs that inspire awe




712 | FT | CERULEAN **NEW**



710 | FT | BEIGE **NEW**



714 | FT | LIGHT GREY **NEW**



719 | FT | CHARCOAL GREY **NEW**





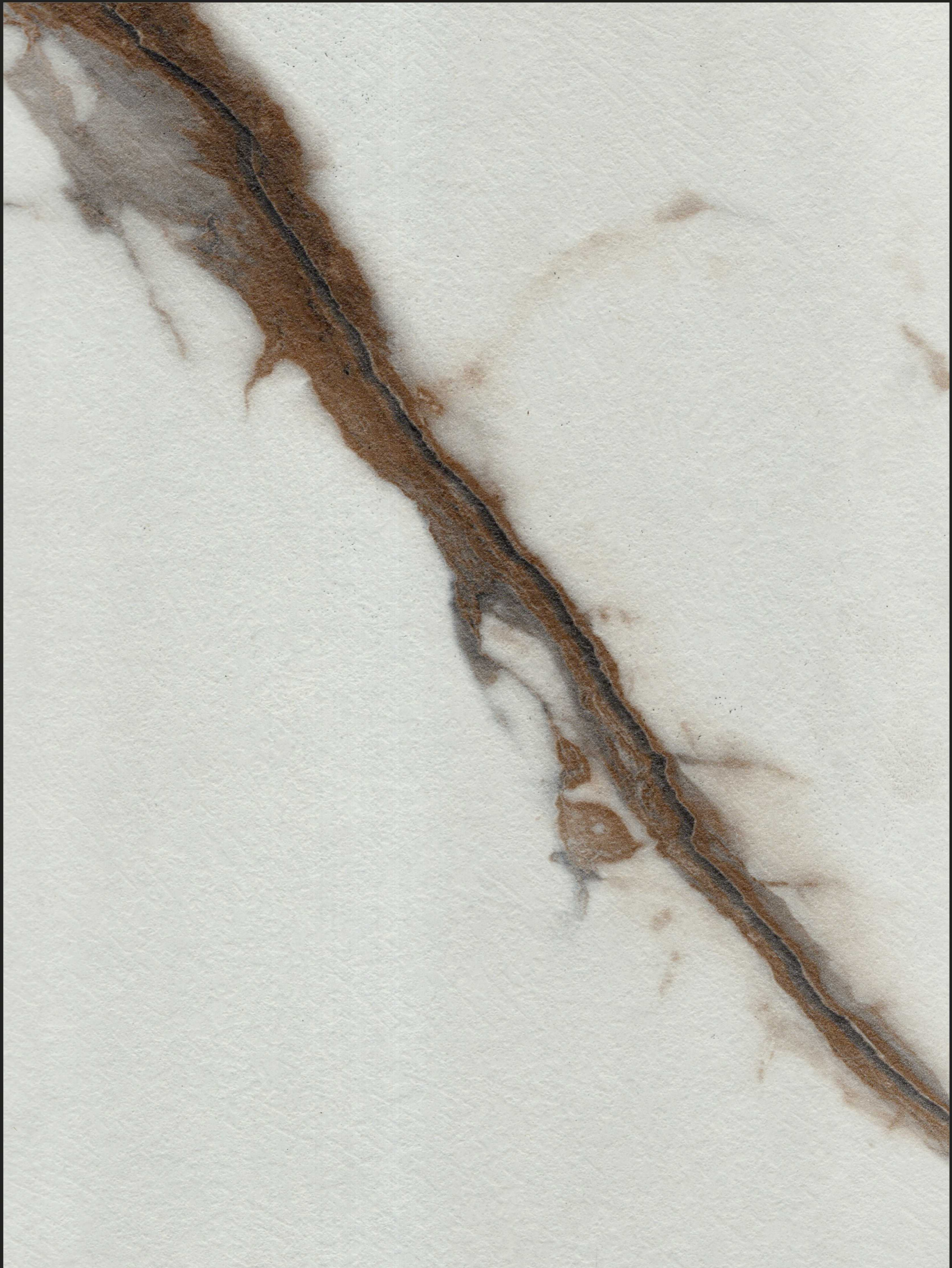
986 | MT | BLACK MARQUINA **NEW**



“ Surround yourself with a symphony of stylish interiors












“ Go beyond the ordinary with designs that ignite wonder








958 | SM | CHAMPAGNE OAK **NEW**



*Sophisticated*











“ Experience a world of unparalleled beauty with design that captivates









*Resplendent*






Mesmerizing interiors for a home that deserves to be a showstopper

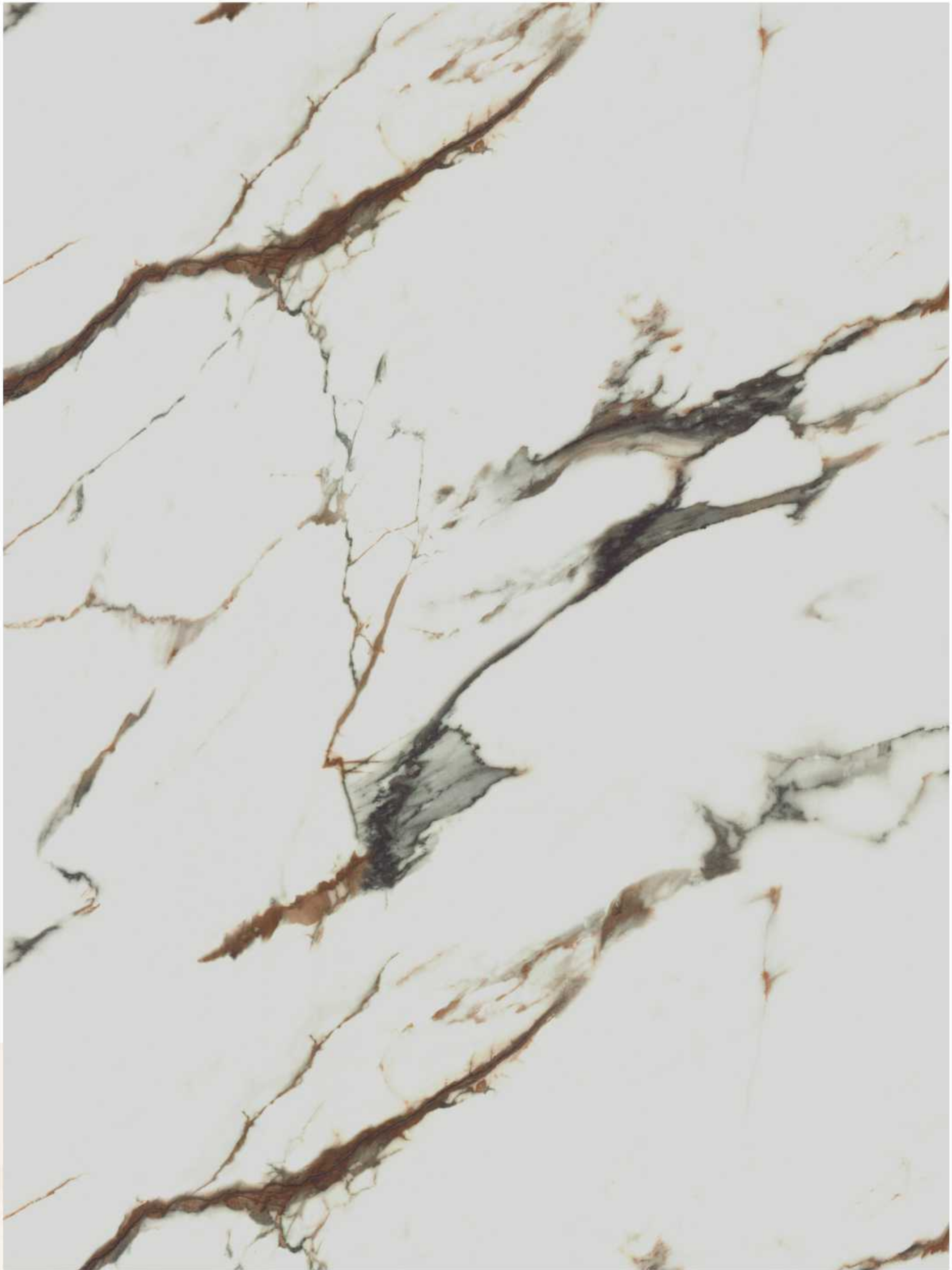


980 | MR | CLOUD WHITE









936 | MR | SATVARIO MARBLE



WOODEN SUPER GLOSS 



 988 | SG | EMBER WOOD **NEW**



 987 | SG | CANARY WOOD **NEW**



Step into a world of exquisite craftsmanship with design that transcends



974 | SG | CEDAR WOOD **NEW**



979 | SG | BOURBON WOOD **NEW**





913 | RL | MAHOGANY OAK **NEW**



“ The perfect blend of sophistication and functionality with designs that empower





Intricately designed spaces to  
elevate your everyday with beauty



979 | RL | BOURBON WOOD **NEW**






*Exquisite*

966





965 | WA | LIGHT IRISH TEAK



966 | WA | ROSEWOOD EMBER





974 | WA | CEDAR WOOD **NEW**



918 | WA | ESPRESSO ASH



919 | WA | IVORY ASH






979 | WA | BOURBON WOOD **NEW**



976 | WA | AVALON TEAK **NEW**





 714 | FR | LIGHT GREY



 715 | FR | DARK GREY





963 | FR | SANDSTONE FLUTES



964 | FR | ONYX FLUTES





917 | FR | AUTUMN WALNUT **NEW**



974 | FR | CEDAR WOOD **NEW**














978 | SM | OPULENT TEAK **NEW**



977 | SM | SATIN TEAK **NEW**





 906 | SM | SILK CHEVRON

 907 | SM | MOCHA CHEVRON





987 | SM | CANARY WOOD **NEW**



988 | SM | EMBER WOOD **NEW**





982 | SM | ECLAT MOSIAC



983 | SM | LUXOR MOSIAC



Design a transformative sanctuary  
with timeless verve



985 | SM | EMERALD ISLE **NEW**



986 | SM | BLACK MARQUINA **NEW**



HORIZONTAL ASH 



 968 | HA | TROPICAL TEAK




“ Create a space as unique as you are because true luxe is in the details






Design that elevates form and function in a symphony of style



917 | HA | AUTUMN WALNUT



HORIZONTAL ASH 



975 | HA | ALPHA WILLOW **NEW**



920 | HA | GOLD ENIGMA





910 | HA | DUSKY OAK



922 | HA | GOLDEN EMBER OAK





901 | ST | GREY GARNET



902 | ST | MIDNIGHT GREY





984 | ST | GREEN TOURMALINE



904 | ST | BRONZITE




903 | ST | GREY MOONSTONE





 978 | NW | OPULENT TEAK **NEW**



 717 | NW | BLACK




 960 | NW | CREAMY BIRCH



Let whispers of opulence breathe new life into your space



910 | NW | DUSKY OAK



973 | NW | DARK ELM **NEW**





972

*Creative*





972 | UO | GOLDEN ELM **NEW**



973 | UO | DARK ELM **NEW**





 987 | UO | CANARY WOOD **NEW**



 924 | UO | EARTHY BLISS



 910 | UO | DUSKY OAK



Let our designs weave a spell of timeless elegance into your spaces




922 | UO | GOLDEN EMBER OAK



967 | UO | IMPERIAL WALNUT







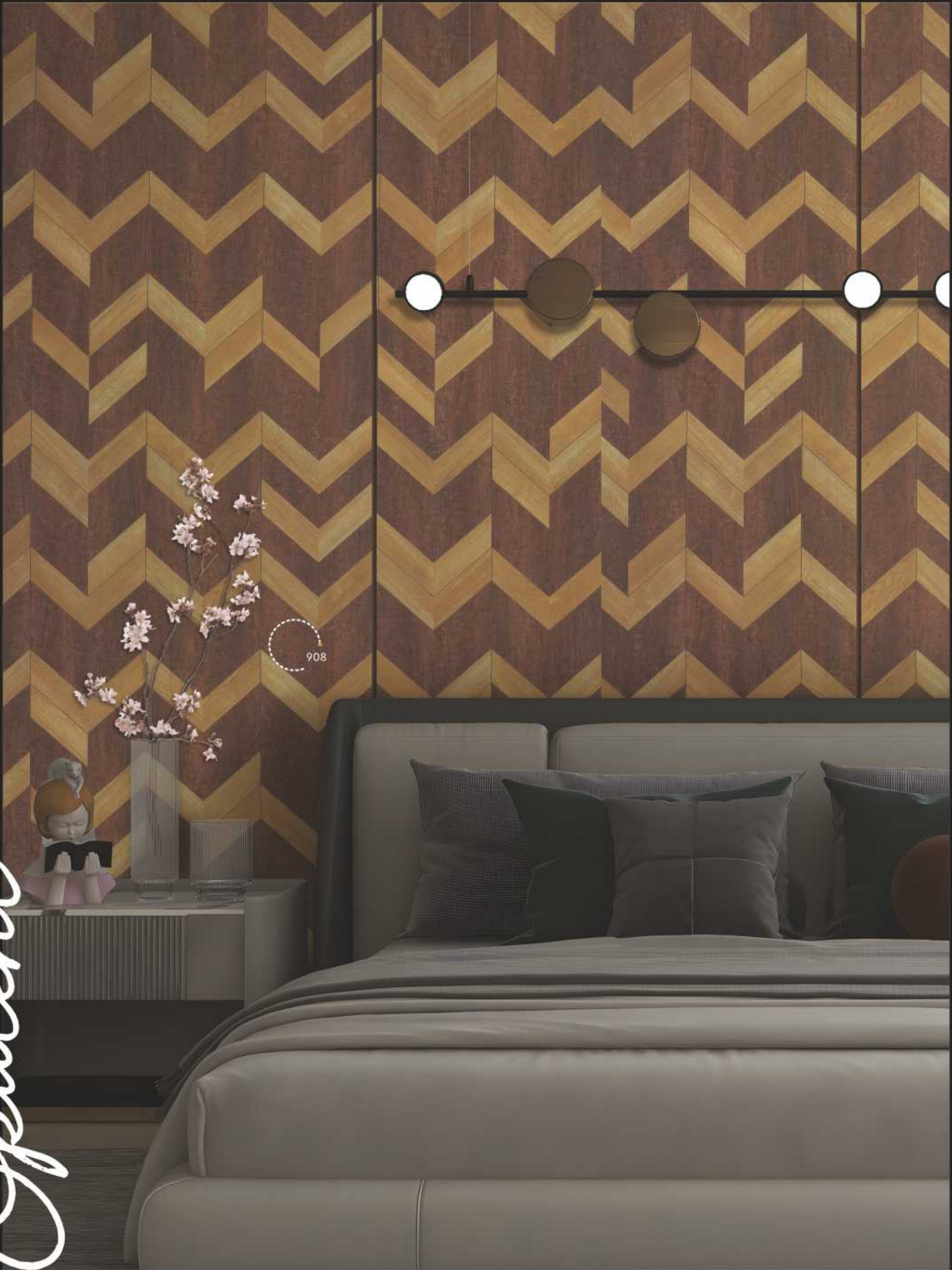


976 | HZ-HO | AVALON TEAK **NEW**




910 | HZ-HO | DUSKY OAK






*Opulent*





908 | PT | GILDED CHEVRON



910 | PT | DUSKY OAK





 906 | PT | SILK CHEVRON



 907 | PT | MOCHA CHEVRON





983 | PT | LUXOR MOSIAC




982 | PT | ECLAT MOSIAC





 979 | MB | BOURBON WOOD **NEW**




 931 | MB | RICH CHERRYWOOD





 973 | MB | DARK ELM **NEW**



 702 | MB | FROSTY WHITE



 910 | MB | DUSKY OAK



PASTEL SUPER MATT 

# KITCHEN COLLECTION



*Stunning*





720 | SM | HARBOUR GREY **NEW**

“ Let curated interiors speak of the luxury in your spaces




721 | SM | DOLPHIN GREY **NEW**



712 | SM | CERULEAN **NEW**



719 | SM | CHARCOAL GREY **NEW**




722 | SM | TERRACOTTA **NEW**






 949 | SPK | DARK GREY



 948 | SPK | FROSTY WHITE



 950 | SPK | GLITTERY BLACK




 953 | SPK | MAROON



 952 | SPK | BLACK CURRANT



 951 | SPK | RED







# METALLIC SOLID



944 | MTS | GRAPHITE GREY




943 | MTS | ELYSIAN WHITE



945 | MTS | MOCHA CHROME



946 | MTS | BYZANTINE BRONZE



947 | MTS | SUNSET COPPER




954 | MTS | VENETIAN RUBY



# SOLID SUPER GLOSS



 701 | SG | SNOW WHITE





 702 | SG | FROSTY WHITE



 710 | SG | BEIGE




 703 | SG | IVORY



 714 | SG | LIGHT GREY




 715 | SG | DARK GREY



 717 | SG | BLACK



 716 | SG | COFFEE



 719 | SG | CHARCOAL GREY **NEW**






 712 | SG |  
CERULEAN



 711 | SG |  
BLUE




 706 | SG |  
PINK



 722 | SG |  
TERRACOTTA **NEW**



 713 | SG |  
PURPLE



 718 | SG |  
MAROON




 704 | SG |  
ORANGE



 705 | SG |  
RED



 708 | SG |  
DREAM GREEN




 707 | SG |  
FLUORESCENT GREEN



 709 | SG |  
MIDDLE GREEN





 937 | MR | CALICUT MARBLE



 938 | MR | SICILY MARBLE






941 | MR | DARK EMPERADOR



942 | MR | CREMA MARBLE



SUPER GLOSS 



 940 | SG | RIVER STONE



 939 | SG | MINERAL STONE





906 | SG | SILK CHEVRON



907 | SG | MOCHA CHEVRON



WOODEN SUPER GLOSS 



973 | SG | DARK ELM **NEW**




972 | SG | GOLDEN ELM **NEW**



These designs are an open invite to  
create spaces that speak volumes



958 | SG | CHAMPAGNE OAK **NEW**



959 | SG | COGNAC OAK **NEW**



WOODEN SUPER GLOSS 



 922 | SG | GOLDEN EMBER OAK



 931 | SG | RICH CHERRYWOOD







975 | SG | ALPHA WILLOW **NEW**



976 | SG | AVALON TEAK **NEW**



# WOODEN SUPER GLOSS

Experience a world of serene sophistication that transcends fleeting trends



966 | SG | ROSEWOOD EMBER



965 | SG | LIGHT IRISH TEAK





935 | SG | SPRING WALNUT



917 | SG | AUTUMN WALNUT





 910 | SG | DUSKY OAK



 967 | SG | IMPERIAL WALNUT



 968 | SG | TROPICAL TEAK





970 | SG | HONEY MAPLE



933 | SG | EBONY ELEGANCE





920 | SG | GOLD ENIGMA



918 | SG | ESPRESSO ASH



919 | SG | IVORY ASH



Designs that resonate with elegance that soothes the spirit



 913 | SG | MAHOGANY OAK



 916 | SG | PALE TIMBER



 928 | SG | MELLOW OAK




 929 | SG | AMETHYST OAK









912 | HT | HEXA LUXE



911 | HT | HEXA MOSAIC





 928 | EV | MELLOW OAK



 929 | EV | AMETHYST OAK





 917 | TR | AUTUMN WALNUT



 913 | TR | MAHOGANY OAK




“Immerse yourself in curated style that makes a statement of luxe grandeur”







 931 | EL | RICH CHERRYWOOD



 913 | EL | MAHOGANY OAK



# ROMAN WAVES



 931 | RW | RICH CHERRYWOOD



 930 | RW | MERLOT OAK



 919 | RW | IVORY ASH



 971 | RW | ONYX RUSH



WOODEN  
COLLECTION

# SUEDE FINISH

Sophistication  
beyond the everyday  
with spaces that  
evoke love







976 | SF | AVALON TEAK **NEW**



979 | SF | BOURBON WOOD **NEW**





 987 | SF | CANARY WOOD **NEW**



 988 | SF | EMBER WOOD **NEW**



Let your visions come alive on the canvas that is your home with our stunning style options



972 | SF | GOLDEN ELM **NEW**



973 | SF | DARK ELM **NEW**



SUEDE FINISH 



 967 | SF | IMPERIAL WALNUT



“ Timeless elegance meets modern innovation with designs unmatched



 968 | SF | TROPICAL TEAK



 922 | SF | GOLDEN EMBER OAK





977 | SF | SATIN TEAK **NEW**



978 | SF | OPULENT TEAK **NEW**



SUEDE FINISH 



966 | SF | ROSEWOOD EMBER



965 | SF | LIGHT IRISH TEAK



969 | SF | VINTAGE TEAK



913 | SF | MAHOGANY OAK



Let natural wood tones set the aesthetic of your modern space with their contemporary appeal



 970 | SF | HONEY MAPLE



 932 | SF | VENETIAN WOOD



 910 | SF | DUSKY OAK



 931 | SF | RICH CHERRYWOOD






 919 | SF | IVORY ASH



 918 | SF | ESPRESSO ASH



 907 | SF | MOCHA CHEVRON



 906 | SF | SILK CHEVRON





 971 | SF | ONYX RUSH



 927 | SF | SPRING OAK



 925 | SF | RUSTIC PINE



 933 | SF | EBONY ELEGANCE



# SUEDE FINISH

Trending textures and ever loved hues can revamp the style statement your space creates



 916 | SF | PALE TIMBER



 915 | SF | MIDNIGHT ASH



 912 | SF | HEXA LUXE



 911 | SF | HEXA MOSAIC



 924 | SF | EARTHY BLISS

“Embrace ecstasy with the mesmeric charm of joyful shades





701 | SF |  
SNOW WHITE



702 | SF |  
FROSTY WHITE



703 | SF |  
IVORY




714 | SF |  
LIGHT GREY



710 | SF |  
BEIGE



715 | SF |  
DARK GREY



717 | SF |  
BLACK



712 | SF |  
CERULEAN



711 | SF |  
BLUE



705 | SF |  
RED



707 | SF |  
FLUORESCENT GREEN



704 | SF |  
ORANGE

Let opulence wash  
over your interiors and  
stun all viewers into  
silence



# INDEX

Design No.	Finish	Design Name	Page No.
701	SG	SNOW WHITE	64
701	SF	SNOW WHITE	97
702	MB	FROSTY WHITE	59
702	SG	FROSTY WHITE	64
702	SF	FROSTY WHITE	97
703	SG	IVORY	64
703	SF	IVORY	97
704	SG	ORANGE	65
704	SF	ORANGE	97
705	SG	RED	65
705	SF	RED	97
706	SG	PINK	65
707	SG	FLUORESCENT GREEN	65
707	SF	FLUORESCENT GREEN	97
708	SG	DREAM GREEN	65
709	SG	MIDDLE GREEN	65
710	SG	BEIGE	64
710	SF	BEIGE	97
710	FT	BEIGE	09
711	SG	BLUE	65
711	SF	BLUE	97
712	SM	CERULEAN	61
712	SG	CERULEAN	65
712	SF	CERULEAN	97
712	FT	CERULEAN	09
713	SG	PURPLE	65
714	FR	LIGHT GREY	30
714	SG	LIGHT GREY	64
714	SF	LIGHT GREY	97
714	FT	LIGHT GREY	09
715	FR	DARK GREY	30
715	SG	DARK GREY	64
715	SF	DARK GREY	97
716	SG	COFFEE	64
717	NW	BLACK	46
717	SG	BLACK	64
717	SF	BLACK	97
718	SG	MAROON	65
719	SM	CHARCOAL GREY	61
719	SG	CHARCOAL GREY	64
719	FT	CHARCOAL GREY	09
720	SM	HARBOUR GREY	61
721	SM	DOLPHIN GREY	61
722	SM	TERRACOTTA	61
722	SG	TERRACOTTA	65
901	ST	GREY GARNET	44
902	ST	MIDNIGHT GREY	44
903	ST	GREY MOONSTONE	45
904	ST	BRONZITE	45
906	SM	SILK CHEVRON	36
906	PT	SILK CHEVRON	56
906	SG	SILK CHEVRON	69
906	SF	SILK CHEVRON	94
907	SM	MOCHA CHEVRON	36
907	PT	MOCHA CHEVRON	56
907	SG	MOCHA CHEVRON	69
907	SF	ESPRESSO ASH	94
908	PT	GILDED CHEVRON	55
910	FR	DUSKY OAK	33
910	HA	DUSKY OAK	43
910	NW	DUSKY OAK	47
910	UO	DUSKY OAK	50
910	HZ-HO	DUSKY OAK	53
910	PT	DUSKY OAK	55
910	MB	DUSKY OAK	59
910	SG	DUSKY OAK	76
910	HT	DUSKY OAK	80
910	SF	DUSKY OAK	93
911	HT	HEXA MOSAIC	81
911	SF	HEXA MOSAIC	96

Design No.	Finish	Design Name	Page No.
912	HT	HEXA LUXE	81
912	SF	HEXA LUXE	96
913	RL	MAHOGANY OAK	24
913	SG	MAHOGANY OAK	79
913	TR	MAHOGANY OAK	83
913	EL	MAHOGANY OAK	84
913	SF	MAHOGANY OAK	92
915	SF	MIDNIGHT ASH	96
916	SG	PALE TIMBER	79
916	SF	PALE TIMBER	96
917	HA	AUTUMN WALNUT	41
917	SG	AUTUMN WALNUT	75
917	TR	AUTUMN WALNUT	83
917	FR	AUTUMN WALNUT	32
918	WA	ESPRESSO ASH	28
918	SG	ESPRESSO ASH	78
918	SF	MOCHA CHEVRON	94
919	WA	IVORY ASH	28
919	SG	IVORY ASH	78
919	RW	IVORY ASH	85
919	SF	IVORY ASH	94
920	HA	GOLD ENIGMA	42
920	SG	GOLD ENIGMA	78
922	HA	GOLDEN EMBER OAK	43
922	UO	GOLDEN EMBER OAK	51
922	HZ-HO	GOLDEN EMBER OAK	52
922	SG	GOLDEN EMBER OAK	72
922	SF	GOLDEN EMBER OAK	90
924	UO	EARTHY BLISS	50
924	SF	EARTHY BLISS	96
925	SF	RUSTIC PINE	95
927	SF	SPRING OAK	95
928	SG	MELLOW OAK	79
928	EV	MELLOW OAK	82
929	SG	AMETHYST OAK	79
929	EV	AMETHYST OAK	82
930	RW	MERLOT OAK	85
931	MB	RICH CHERRYWOOD	58
931	SG	RICH CHERRYWOOD	72
931	EL	RICH CHERRYWOOD	84
931	RW	RICH CHERRYWOOD	85
931	SF	RICH CHERRYWOOD	93
932	SF	VENETIAN WOOD	93
933	SG	EBONY ELEGANCE	77
933	SF	EBONY ELEGANCE	95
935	SG	SPRING WALNUT	75
936	MR	SATVARIO MARBLE	21
936	MT	SATVARIO MARBLE	11
937	MR	CALICUT MARBLE	66
938	MR	SICILY MARBLE	66
939	SG	MINERAL STONE	68
940	SG	RIVER STONE	68
941	MR	DARK EMPERADOR	67
942	MR	CREMA MARBLE	67
943	MTS	ELYSIAN WHITE	63
944	MTS	GRAPHITE GREY	63
945	MTS	MOCHA CHROME	63
946	MTS	BYZANTINE BRONZE	63
947	MTS	SUNSET COPPER	63
948	SPK	WHITE	62
949	SPK	DARK GREY	62
950	SPK	GLITTERY BLACK	62
951	SPK	RED	62
952	SPK	BLACK CURRANT	62
953	SPK	MAROON	62
954	MTS	VENETIAN RUBY	63
958	SG	CHAMPAGNE OAK	71
958	SM	CHAMPAGNE OAK	13
959	SG	COGNAC OAK	71
959	SM	COGNAC OAK	12

Design No.	Finish	Design Name	Page No.
960	NW	CREAMY BIRCH	46
963	FR	SANDSTONE FLUTES	31
964	FR	ONYX FLUTES	31
965	WA	LIGHT IRISH TEAK	27
965	SG	LIGH IRISH TEAK	74
965	SF	LIGHT IRISH TEAK	92
966	WA	ROSEWOOD EMBER	27
966	SG	ROSEWOOD EMBER	74
966	SF	ROSEWOOD EMBER	92
967	UO	IMPERIAL WALNUT	51
967	SG	IMPERIAL WALNUT	76
967	SF	IMPERIAL WALNUT	90
968	HA	TROPICAL TEAK	40
968	SG	TROPICAL TEAK	76
968	SF	TROPICAL TEAK	90
969	SF	VINTAGE TEAK	92
970	SM	HONEY MAPLE	34
970	SG	HONEY MAPLE	77
970	SF	HONEY MAPLE	93
971	RW	ONYX RUSH	85
971	SF	ONYX RUSH	95
972	UO	GOLDEN ELM	49
972	SG	GOLDEN ELM	70
972	SF	GOLDEN ELM	89
973	NW	DARK ELM	47
973	UO	DARK ELM	49
973	MB	DARK ELM	59
973	SG	DARK ELM	70
973	SF	DARK ELM	89
974	SG	CEDAR WOOD	23
974	WA	CEDAR WOOD	28
974	FR	CEDAR WOOD	32
975	HA	ALPHA WILLOW	42
975	SG	ALPHA WILLOW	73
976	WA	AVALON TEAK	29
976	HZ-HO	AVALON TEAK	53
976	SG	AVALON TEAK	73
976	SF	AVALON TEAK	87
976	FT	AVALON TEAK	08
977	SM	SATIN TEAK	35
977	SF	SATIN TEAK	91
978	SM	OPULENT TEAK	35
978	NW	OPULENT TEAK	46
978	SF	OPULENT TEAK	91
979	SG	BOURBON WOOD	23
979	RL	BOURBON WOOD	25
979	WA	BOURBON WOOD	29
979	MB	BOURBON WOOD	58
979	SF	BOURBON WOOD	87
980	MR	CLOUD WHITE	19
980	FT	CLOUD WHITE	06
981	MR	BLACK GALAXY	15
982	SM	ECLAT MOSIAC	38
982	PT	ECLAT MOSIAC	57
983	SM	LUXOR MOSIAC	38
983	PT	LUXOR MOSIAC	57
984	ST	GREEN TOURMALINE	45
985	MR	EMERALD ISLE	17
985	SM	EMERALD ISLE	39
986	MR	BLACK MARQUINA	20
986	SM	BLACK MARQUINA	39
986	FT	BLACK MARQUINA	07
986	MT	BLACK MARQUINA	10
987	SG	CANARY WOOD	22
987	SM	CANARY WOOD	37
987	UO	CANARY WOOD	50
987	SF	CANARY WOOD	88
988	SG	EMBER WOOD	22
988	SM	EMBER WOOD	37
988	SF	EMBER WOOD	88



# TECHNICAL SPECIFICATION



PROPERTIES	SPECIFIED VALUES AS PER IS:2046-1995, TYPE S, VGS	ARTIS LAMINATE CONFORMS	SPECIFIED VALUES AS PER IS:2046-1995, TYPE S, VGS	ARTIS LAMINATE CONFORMS
Resistance to surface wear	350 (Revolutions)	✓	350 (Revolutions)	✓
Resistance to immersion in boiling water - Mass increase (%) - Thickness increase (%) - Appearance	10.0 (Maximum) 11.8 (Maximum) Not worse than 4	✓	7.5 (Maximum) 8.5 (Maximum) Not worse than 4	✓
Resistance to dry heat 180° c	Not worse than 4	✓	Not worse than 4	✓
Dimensional stability at deviated temperature - Longitudinal (%) - Transverse (%)	0.55 (Maximum) 1.025 (Maximum)	✓	0.44 (Maximum) 0.86 (Maximum)	✓
Dimensional stability at 20°C - Longitudinal (%) - Transverse (%)	0.375 (Maximum) 0.60 (Maximum)	✓	0.31 (Maximum) 0.49 (Maximum)	✓
Resistance to impact by small diameter ball	20 N (Minimum)	✓	20 N (Minimum)	✓
Resistance to cracking	Not worse than 4	✓	Not worse than 4	✓
Resistance to scratching	2 N (Minimum)	✓	2 N (Minimum)	✓
Resistance to staining	Not worse than 5	✓	Not worse than 5	✓
Resistance to colour change (wood standards) - In xenon arc light - In enclosed carbon arc light	Not worse than 6 Not worse than 5	✓	Not worse than 6 Not worse than 5	✓
Resistance to cigarette burns	Not worse than 3	✓	Not worse than 3	✓
Resistance to steam	Not worse than 4	✓	Not worse than 4	✓
Appearance	Should be free from foreign particles	✓	Should be free from foreign particles	✓

## PRODUCT SPECIFICATION:

<b>PRODUCT</b>	: High pressure decorative laminated sheets
<b>Size</b>	: 2440 X 1220 mm
<b>Thickness</b>	: 0.8 mm
<b>Finish</b>	: Fluted Marble, Flute Collection, Marbonite, Super Matt, Marble, Wooden Super Gloss, Rivera Line, Wooden Ash, Urbania Oak, Fluter, Horizontal Ash, Stone Art, Nexus Wood, Horizon Oak, Pallet Art, Majestic Boxes, Pastel Super Matt, Sparkles, Metallic Solid, Solid Super Gloss, Super Gloss, Wooden Super Gloss, Hexatico, Elite Veneer, Trident, Exotic Leaf, Roman Waves, Suede Finish
<b>Maintenance</b>	: Clean with mild soap solution or house hold detergent, abrasive cleaners should not be used, it is recommended for vertical use only. Avoid direct sunlight.
<b>Resistance</b>	: To surface wear, immersion in boiling water, dry heat, impact by small dia. ball, cigarette burns, staining, scratches, color change in xenon light.



NO CLAIM WILL BE ENTERTAINED FOR AIR BUBBLES



Cutting a laminate sheet at an angle of 90 degree leads to development of cracks in corner after pasting. Therefore it is advisable to avoid cutting at an angle of 90 degrees.



- **Guaranteed Thickness**
- **High Quality Back sanding**
- **The Samples shows in the shade Chart are only indicative of the color patterns and shades available.**
- **Artis Laminate warrants that all its products are free from manufacturing defects and perfectly fit for use under normal conditions. Incase of any claims, the liability of the company is however limited to the cost of the product only.**



14x18 inch



A QUALITY PRODUCT BY  
**ARTIS LAMINATE**

Factory: Village Marupur, near Jathlana, Yamuna Nagar, Haryana 135001

 : [www.artislaminates.com](http://www.artislaminates.com) |  : [info@artislaminates.com](mailto:info@artislaminates.com)

