




Damas Laminates Pvt. Ltd.
 Survey No. : 668, At. & Post: Ghadkan,
 Majara-Talod Road, Tal.: Prantij-383 205,
 Dist.: Sabarkantha, Gujarat, India.



+91 2770 255170
 +91 80002 16570


Authentic

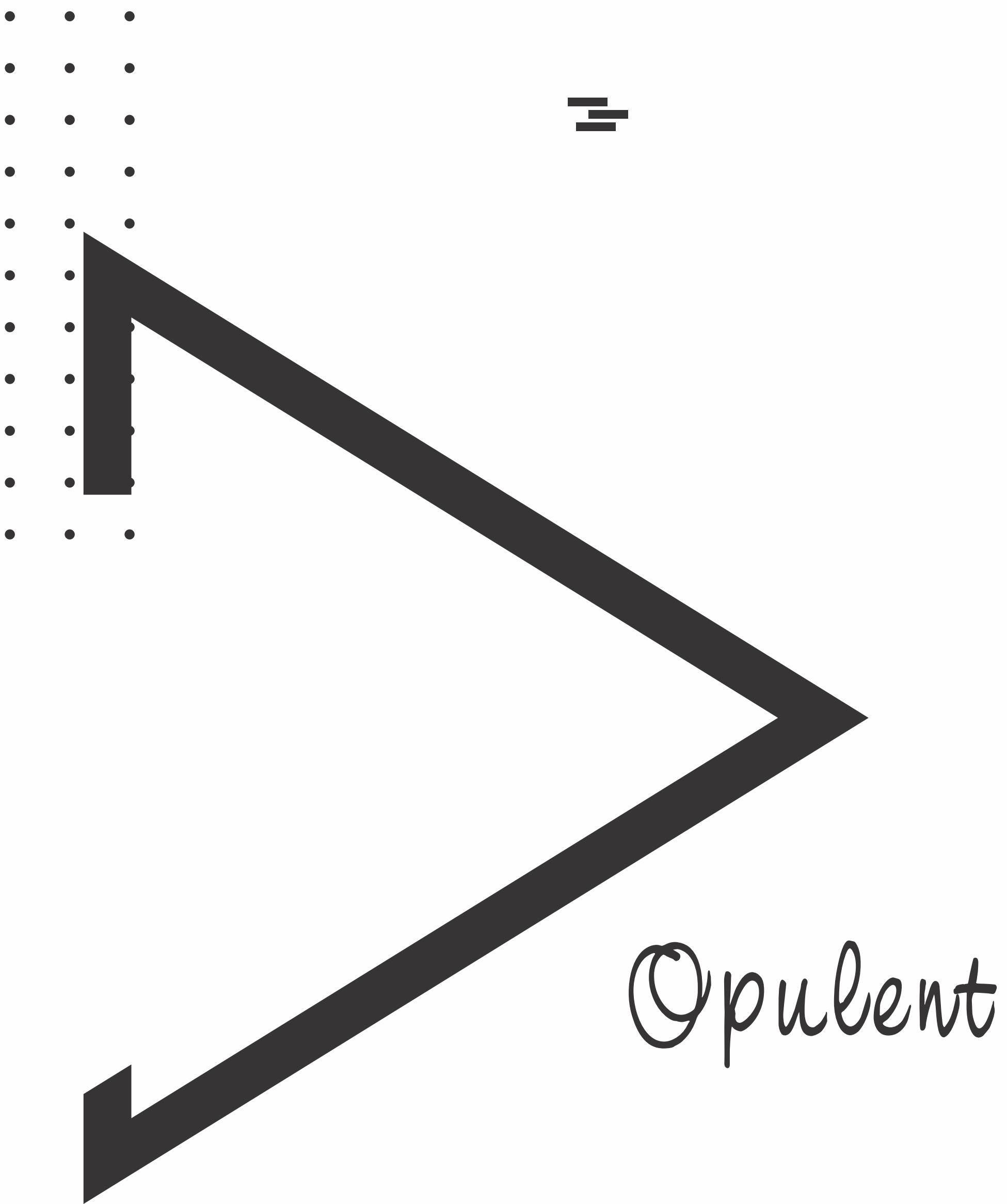
DULAM
 Decorative Laminates



Opulent

EMBOSS SPOT UV

Authentic **DULAM** 
Decorative Laminates



SILVER FOIL

DULAM
Decorative Laminates

Elevate Your Spaces
with Unmatched
Elegance and Durability.

THE
NATURE

About us



DISCOVER THE ART OF
TIMELESS LIVING



Dulam boasts a curated collection of premium laminates, meticulously crafted to elevate any space. Whether you envision a warm and inviting ambiance with rich woodgrain textures, or a sleek and modern feel with high-gloss finishes, Dulam offers a captivating array of designs to bring your vision to life. Dulam goes beyond aesthetics. Our laminates are renowned for their exceptional durability, ensuring lasting beauty that withstands the everyday hustle and bustle.

Marble

Elevate Your Spaces
with Unmatched
Elegance and Durability.



DISCOVER THE ART OF
TIMELESS LIVING

Discover

FINISH INDEX

				
FLUTE GLOSSY Page: 4-9	GLOSSY Page: 10-25	DROPLET Page: 26-27	OAK WAVE Page: 28-29	DIGITAL Page: 30-31
				
GLOWINGFLAM Page: 32	ARROW SHINE Page: 33	WOODY Page: 34-35	ROYAL MARBLE Page: 36-37	STONET Page: 38-41
				
ROYAL FLORO Page: 42	TRADITIONAL GRID Page: 43	WAVY WONDER Page: 44-45	GLOWLINE Page: 46-48	GLITTERZO Page: 49
				
VERTICO Page: 50-52	FABRIC Page: 53	VIKRAM VETAL Page: 54-57	ASH Page: 58-59	WATER SPLASH Page: 60-61
				
HEXA OAK Page: 62-63	TIMBER STRIP Page: 64-65	URBAN STONE Page: 66-67	SUPER MATT Page: 68-71	BUFFOK Page: 72-73
				
GLOWCUT Page: 74-77	CLASSIC OAK Page: 78-85	PALIN COLOR SF Page: 86	PALIN GLOSSY Page: 87	SUEDE FINISH Page: 88-97

DISCOVER THE ART OF
TIMELESS LIVING



FLUTE GLOSSY

Unleash enduring elegance crafted with joy

DULAM
Decorative Laminates



USED
8234 FLG

Vivacious



80329 FLG | MARL GREY



8234 FLG | STORMY NIGHT



FLUTE GLOSSY




8236 FLG | RUSTY PATIO



8237 FLG | TWILIGHT




Crafted for life's moments



80324 FLG | POLAR WHITE




80325 FLG | TAUPE



80326 FLG | CHINA BLUE



80328 FLG | JUNIPER




80327 FLG | BLUSH



FLUTE GLOSSY




80325 GL | TAUPE



DD-03 FLG | MEDALLION MIRAGE



Transforming your visions
into your reality



DULAM
Decorative Laminates

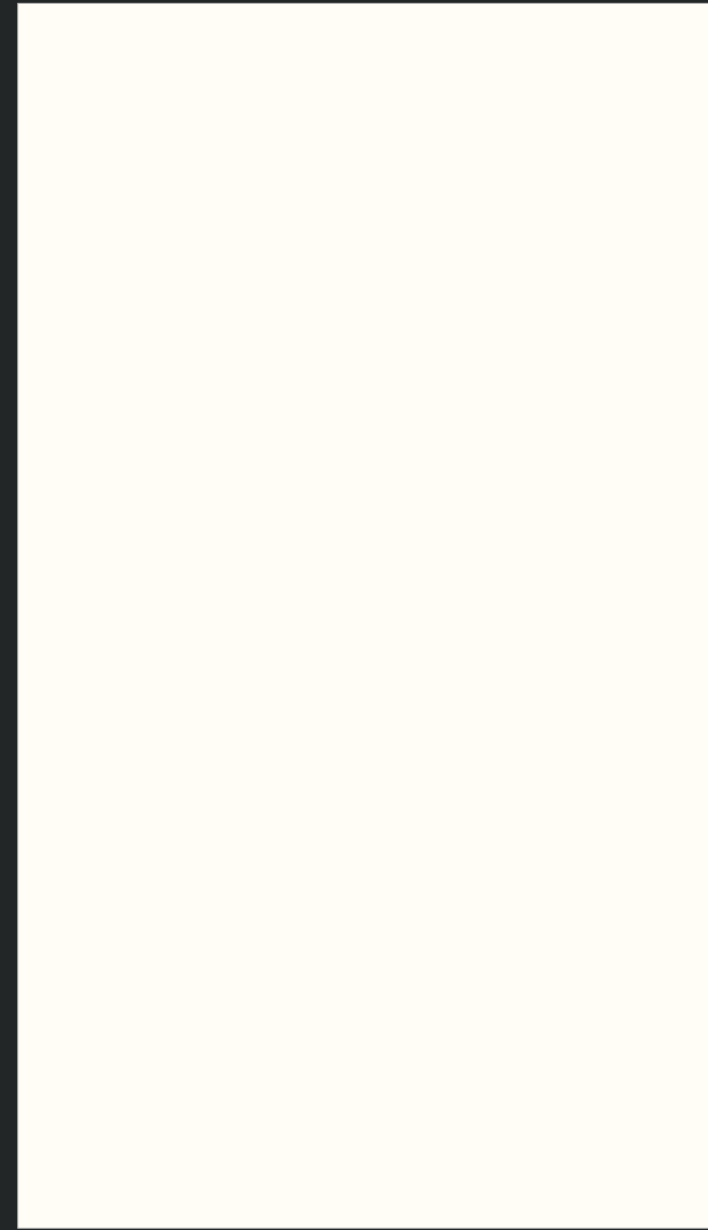


USED
DD-03 FLG

Refined

GLOSSY

Timeless appeal paired with effortless style



80324 GL | POLAR WHITE



80325 GL | TAUPE



80326 GL | CHINA BLUE




80329 GL | MARL GREY



80328 GL | JUNIPER



80327 GL | BLUSH



80128 GL | DARK NIGHT




8241 GL | TIGERSKIN


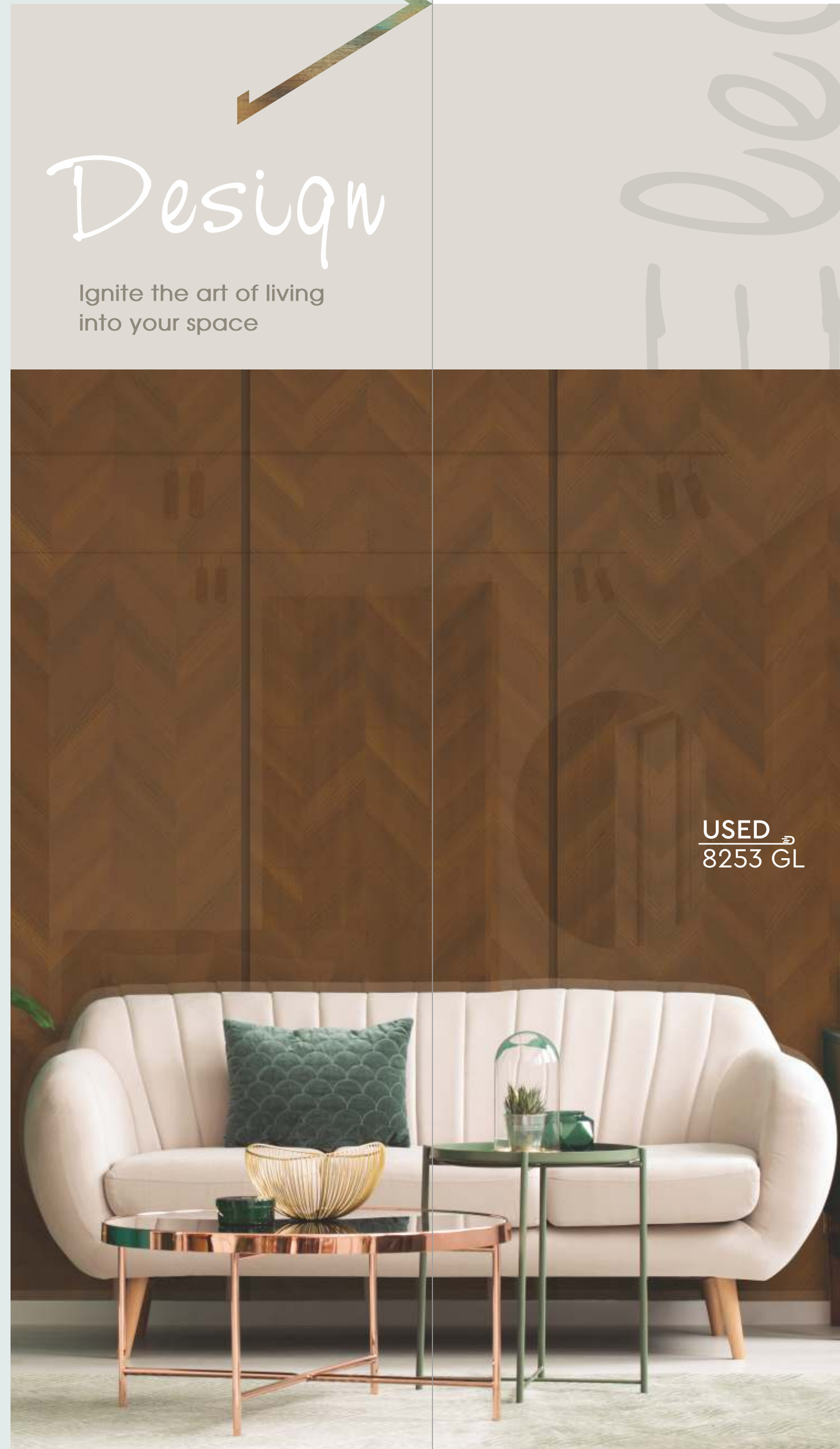


*Nature with
elegance*

GLOSSY



8253 GL | SUMMER BAMBOO SHADE



8252 GL | NATURAL BAMBOO SHADE



GLOSSY

The luxurious and classy foundation
of your dream interiors



8209 GL | TROUT GREY OAK



8208 GL | ANCHOR GREY OAK



8212 GL | CLOUD BEECH



8213 GL | SMOKE BIRCH



8242 GL | HEXA LIGHT



8243 GL | HEXA DARK



GLOSSY

A touch of luxury for a lifetime of enjoyment with the difference we can make in your space




8236 GL | RUSTY PATIO



8235 GL | CAPPUCCINO



8237 GL | TWILIGHT



8238 GL | RIVERWASHED TERRA



8239 GL | RIVERWASHED SHALE



8240 GL | RIVERWASHED QUARTZ



GLOSSY

Express your unique style with endless design options



8225 GL | CINNAMON VOGUE WOOD



8222 GL | TAWNY LARCH



8218 GL | CINNAMON VOGUE WOOD



8221 GL | UMBER MAPLE



8247 GL | VINTAGE VINE



8244 GL | FOREST BLISS



GLOSSY

Invest in the perfect choice for
lasting beauty in every aesthetic



8216 GL | SHADOW ONYX




8226 GL | PENNY CEDAR



8227 GL | BRUNETTE MAPLE




8249 GL | RUSTIC UMBER



8248 GL | CHERRY BIRCH



GLOSSY



8228 GL | PEACAN MAHOGANY



8206 GL | SQUIRREL GREY WOOD



8207 GL | MOCHA VOGUE WOOD



8204 GL | CHARCOAL WOOD



8203 GL | PEARL RIVER WOOD



A world of possibilities with shades
for every space



8245 GL | CENTURY BEECH



8246 GL | MIDNIGHT BEECH



8250 GL | DALLAS TEAK



8230 GL | CEDAR VOGUE WOOD



GLOSSY




8233 GL | WHITE FLOWER




8232 GL | BLACK MOR PICH



8231 GL | WHITE MOR PICH



Express individuality through carefully crafted designs for stunning interiors



80329 GL | MARL GREY

Stunning

Authentic charm and mesmerizing designs

8251 GL | GLAM MARBLE



DROPLET



8222 DP | TAWNY LARCH



8245 DP | CENTURY BEECH



Revive your spaces with ethereal opulence



8247 DP | VINTAGE VINE



OAK WAVE



8218 OW | CINNAMON VOGUE WOOD



8225 OW | CINNAMON VOGUE WOOD



8223 OW | SHARK GREY WOOD



8230 OW | CEDAR VOGUE WOOD



Effortless Chic interiors with unparalleled shades



8206 OW | SQUIRREL GREY WOOD




8207 OW | MOCHA VOGUE WOOD






80328 GL | JUNIPER



DD-01 GL | BIANCO CARRARA



80122 GL | BROWN



DD-02 CST | EMPERADOR MARBLE



GLOWINGFLAM

A harmony of delightful beauty and never ending bliss

ARROW SHINE



8245 GLF | CENTURY BEECH



8246 GLF | MIDNIGHT BEECH



8218 GLF | CINNAMON VOGUE WOOD



8242 ARS | HEXA LIGHT



8243 ARS | HEXA DARK




WOODY



8211 WY | PORPOISE WOOD



8210 WY | THUNDER WOOD



8204 WY | CHARCOAL WOOD



8203 WY | PEARL RIVER WOOD



Elevate your interiors to a design masterpiece



8248 WY | CHERRY BIRCH





8225 WY | CINNAMON VOGUE WOOD



8229 WY | CAROB CHERRY



ROYAL MARBLE



80128 RMB | DARK NIGHT



80126 RMB | SNOWY EVEREST




8212 RMB | CLOUD BEECH



8213 RMB | SMOKE BIRCH



Unleash the true potential of your interiors



8237 RMB | TWILIGHT



8236 RMB | RUSTY PATIO





Unveil the secret to a stunning decor with unmatched shades




USED
8235 SOT

Brilliance




8235 SOT | CAPPUCCINO




8238 SOT | RIVERWASHED TERRA



STONET



8216 SOT | SHADOW ONYX




80126 SOT | SNOWY EVEREST



Make a statement with bold choices in your interior



8205 SOT | RUSSET OAK




531 SOT | WALNUT LYPTUS



ROYAL FLORO

Effortless sophistication with a touch of glamour




80128 RF | DARK NIGHT



80126 RF | SNOWY EVEREST



8230 RF | CEDAR VOGUE WOOD




531 RF | WALNUT LYPTUS



TRADITIONAL GRID



8246 TG | MIDNIGHT BEECH



8228 TG | PECAN MAHOGANY




80126 TG | SNOWY EVEREST



80112 TG | RENAISSANCE



WAVY WONDER



Embrace the extraordinary with styles and shades that serve to stun



8218 WW | CINNAMON VOGUE WOOD



8206 WW | SQUIRREL GREY WOOD



8228 WW | PECAN MAHOGANY



8205 WW | RUSSET OAK



80126 WW | SNOWY EVEREST



8229 WW | CAROB CHERRY



Elegance that surpasses all fleeting trends

GLOWLINE


USED
8229 GW



8249 GW | RUSTIC UMBER



8228 GW | PECAN MAHOGANY



8229 GW | CAROB CHERRY




Sophistication

The perfect balance of
beauty and
practicality

GLOWLINE

Embrace the magnificent with effortless elegance



8205 GW | RUSSET OAK



8219 GW | TORTILLA FIR



8220 GW | RUSSET WALNUT



GLITTERZO



8233 GTR | WHITE FLOWER




8231 GTR | WHITE MOR PICH




8232 GTR | BLACK MOR PICH





8221 VT | UMBER MAPLE



80126 VT | SNOWY EVEREST



8222 VT | TAWNY LARCH



8244 VT | FOREST BLISS



VERTICO

Bold textures and captivating colours that transform any space




8227 VT | BRUNETTE MAPLE




8226 VT | PENNY CEDAR



FABRIC



8208 FB | ANCHOR GREY OAK



8209 FB | TROUT GREY OAK



USED 8208 FB

Elegance

Whispers of luxury that add a touch of opulence to any space

Create a space that tells a story of phenomenal quality


USED
8254 VV



8254 VV | CENTURY BEECH



8234 VV | STORMY NIGHT




8216 VV | SHADOW ONYX




Extraordinary


Let your spaces reflect
your beautiful choices



8237 VV | TWILIGHT



8235 VV | CAPPUCCINO



8238 VV | RIVERWASHED TERRA



ASH

Appealing and alluring decor for an elegant setting




8226 ASH | PENNY CEDAR



8227 ASH | BRUNETTE MAPLE



8205 ASH | RUSSET OAK



8206 ASH | SQUIRREL GREY WOOD



8207 ASH | MOCHA VOGUE WOOD



Mesmerizing


The perfect backdrop for life's joyful moments

WATER SPLASH


Lavish design options for a space that exudes charm





8226 WS | PENNY CEDAR



80126 WS | SNOWY EVEREST



8205 WS | RUSSET OAK




8240 WS | RIVERWASHED QUARTZ



8239 WS | RIVERWASHED SHALE



HEXA OAK




Versatile options for every kind of space
from simplistic to extravagant


USED
8230 HO



8248 HO | CHERRY BIRCH




80126 HO | SNOWY EVEREST



8230 HO | CEDAR VOGUE WOOD



8208 HO | ANCHOR GREY OAK



8209 HO | TROUT GREY OAK



TIMBER STRIP

Let the beauty of elegant spaces overwhelm you with awe



8247 TST | VINTAGE VINE



8250 TST | DALLAS TEAK




8246 TST | MIDNIGHT BEECH




URBAN STONE

Radiant and charming interiors that are set apart from the rest



8248 US | CHERRY BIRCH



8212 US | CLOUD BEECH



8213 US | SMOKE BIRCH



SUPER MATT

The art of living beautifully, with your interiors as your canvas



8241 SMT | TIGERSKIN



8251 SMT | GLAM MARBLE



8235 SMT | CAPPUCCINO



8240 SMT | RIVERWASHED QUARTZ




8239 SMT | RIVERWASHED SHALE



SUPER MATT


Let the opulent verve of radiant shades win you over



8243 SMT | HEXA DARK



8242 SMT | HEXA LIGHT



8248 SMT | CHERRY BIRCH




8247 SMT | VINTAGE VINE



8244 SMT | FOREST BLISS







8205 BFC HZ | RUSSET OAK



80126 BFC HZ | SNOWY EVEREST



8207 BFC HZ | MOCHA VOGUE WOOD



8245 BFC HZ | CENTURY BEECH



8204 BFC HZ | CHARCOAL WOOD



GLOWCUT



531 GCT HZ | WALNUT LYPTUS



USED
8247 GCT HZ

Luxury



Embrace the modern
elan that our design
options bring to you

Breathe life into your spaces with creative interiors




8247 GCT HZ | VINTAGE VINE




GLOWCUT

The perfect amalgam of functionality
and exquisite design



8230 GCT HZ | CEDAR VOGUE WOOD



8246 GCT HZ | MIDNIGHT BEECH



8217 GCT HZ | WARM TAN ASH



CLASSIC OAK



Make a commitment to enduring beauty
and timeless style



USED
8245 CO

Ebullient



8245 CO | CENTURY BEECH



8246 CO | MIDNIGHT BEECH



CLASSIC OAK



8229 CO | CAROB CHERRY



8225 CO | CINNAMON VOGUE WOOD



8218 CO | CINNAMON VOGUE WOOD



8220 CO | RUSSET WALNUT



Leave lasting impressions on every witness
of your design wonders



8248 CO | CHERRY BIRCH



8247 CO | VINTAGE VINE



8250 CO | DALLAS TEAK



CLASSIC OAK



8210 CO | THUNDER WOOD



8211 CO | PORPOISE WOOD



8204 CO | CHARCOAL WOOD




8203 CO | PEARL RIVER WOOD



Stunning and passionate interiors for a space that embraces luxury



7151 CO | WHEAT POPLAR



7152 CO | TAUPE NATURAL BAMBOO



8228 CO | PECAN MAHOGANY



8217 CO | WARM TAN ASH



CLASSIC OAK



The authenticity of nature illustrated via quality shades



8244 CO | FOREST BLISS



8249 CO | RUSTIC UMBER



8252 CO | SUMMER BAMBOO SHADE



8253 CO | NATURAL BAMBOO SHADE



8221 CO | UMBER MAPLE



8206 CO | SQUIRREL GREY WOOD




8205 CO | RUSSET OAK




PLAIN COLOR SF

Mesmerizing tones and hues for stunning interiors



80101 SF | WHITE



80126 SF | SNOWY EVEREST



80127 SF | GREY



80122 SF | BROWN



80109 SF | MUSTARD



80110 SF | RUST



80111 SF | RED



80112 SF | RENAISSANCE



80113 SF | PINK



80114 SF | PURPLE



80118 SF | NAVY BLUE



80119 SF | AEGEAN BLUE



80120 SF | SPRUCE



80125 SF | BERRY



80128 SF | DARK NIGHT




80108 SF | PEBBLE



80123 SF | OLIVE



80124 SF | PINE




80117 SF | SACRAMENTO


PLAIN GLOSSY



Embrace the extraordinary with passionate colours



80101 GL | WHITE



80126 GL | SNOWY EVEREST



80127 GL | GREY



80122 GL | BROWN



80109 GL | MUSTARD



80110 GL | RUST



80111 GL | RED



80112 GL | RENAISSANCE



80113 GL | PINK



80114 GL | PURPLE



80118 GL | NAVY BLUE



80119 GL | AEGEAN BLUE



80120 GL | SPRUCE



80125 GL | BERRY



80128 GL | DARK NIGHT



80108 GL | PEBBLE



80123 GL | OLIVE



80124 GL | PINE



80117 GL | SACRAMENTO

SUEDE FINISH



The elevated appeal that your interiors need,
with awe inspiring shades



USED
8207 SF

Charming



8207 SF | MOCHA VOGUE WOOD




8246 SF | MIDNIGHT BEECH



8245 SF | CENTURY BEECH



SUEDE FINISH




8224 SF | SEPIA DOUGLAS FIR



8223 SF | SHARK GREY WOOD




8203 SF | PEARL RIVER WOOD



8204 SF | CHARCOAL WOOD



8220 SF | RUSSET WALNUT



8229 SF | CAROB CHERRY



Curated for the true design connoisseur,
a collection beyond compare



8247 SF | VINTAGE VINE




8250 SF | DALLAS TEAK



8230 SF | CEDAR VOGUE WOOD



SUEDE FINISH



8236 SF | RUSTY PATIO



8237 SF | TWILIGHT



8239 SF | RIVERWASHED SHALE



8240 SF | RIVERWASHED QUARTZ



Every surface tells a unique story of style and quality



8235 SF | CAPPUCCINO



8242 SF | HEXA LIGHT



8243 SF | HEXA DARK



SUEDE FINISH



8212 SF | CLOUD BEECH



8213 SF | SMOKE BIRCH




8209 SF | TROUT GREY OAK



8208 SF | ANCHOR GREY OAK



8216 SF | SHADOW ONYX



531 SF | WALNUT LYPTUS



Create a space that reflects your refined aesthetic



8244 SF | FOREST BLISS



8249 SF | RUSTIC UMBER



8248 SF | CHERRY BIRCH



8206 SF | SQUIRREL GREY WOOD



8225 SF | CINNAMON VOGUE WOOD



SUEDE FINISH



8217 SF | WARM TAN ASH



8228 SF | PECAN MAHOAGANY



8218 SF | CINNAMON VOGUE WOOD



8219 SF | TORTILLA FIR



8221 SF | UMBER MAPLE



8222 SF | TAWNY LARCH




8252 SF | SUMMER BAMBOO SHADE



8253 SF | NATURAL BAMBOO SHADE



8227 SF | BRUNETTE MAPLE



8226 SF | PENNY CEDAR



INDEX

SR. NO.	DESIGN NO.	FINISH	PAGE NO.
1	531	SOT	41
2	531	RF	42
3	531	GCT HZ	74
4	531	SF	94
5	7151	CO	83
6	7152	CO	83
7	8203	GL	22
8	8203	WY	34
9	8203	CO	82
10	8203	SF	90
11	8204	GL	22
12	8204	WY	34
13	8204	BFC HZ	73
14	8204	CO	82
15	8204	SF	90
16	8205	SOT	41
17	8205	WW	45
18	8205	GW	48
19	8205	ASH	58
20	8205	WS	60
21	8205	BFC HZ	72
22	8205	CO	85
23	8206	GL	22
24	8206	OW	29
25	8206	WW	44
26	8206	ASH	59
27	8206	CO	85
28	8206	SF	95
29	8207	GL	22
30	8207	OW	29
31	8207	ASH	59
32	8207	BFC HZ	72
33	8207	SF	89
34	8208	GL	14
35	8208	FB	53
36	8208	HO	63
37	8208	SF	94
38	8209	GL	14
39	8209	FB	53
40	8209	HO	63
41	8209	SF	94
42	8210	WY	34
43	8210	CO	82
44	8211	WY	34
45	8211	CO	82
46	8212	GL	14
47	8212	RMB	36
48	8212	US	67
49	8212	SF	94
50	8213	GL	14
51	8213	RMB	36
52	8213	US	67
53	8213	SF	94
54	8216	GL	20
55	8216	SOT	40
56	8216	VV	55
57	8216	SF	94
58	8217	GCT HZ	77
59	8217	CO	83
60	8217	SF	96
61	8218	GL	18
62	8218	OW	28
63	8218	GLF	32
64	8218	WW	44
65	8218	CO	80
66	8218	SF	96
67	8219	GW	48
68	8219	SF	96
69	8220	GW	48
70	8220	CO	80
71	8220	SF	90
72	8221	GL	18
73	8221	VT	50
74	8221	CO	85
75	8221	SF	96
76	8222	GL	18
77	8222	DP	26
78	8222	VT	51
79	8222	SF	96
80	8223	OW	28
81	8223	SF	90
82	8224	SF	90
83	8225	GL	18
84	8225	OW	28
85	8225	WY	35
86	8225	CO	80
87	8225	SF	95
88	8226	GL	20
89	8226	VT	52
90	8226	ASH	58

SR. NO.	DESIGN NO.	FINISH	PAGE NO.
91	8226	WS	60
92	8226	SF	97
93	8227	GL	20
94	8227	VT	52
95	8227	ASH	58
96	8227	SF	97
97	8228	GL	22
98	8228	TG	43
99	8228	WW	44
100	8228	GW	47
101	8228	CO	83
102	8228	SF	96
103	8229	WY	35
104	8229	WW	45
105	8229	GW	47
106	8229	CO	80
107	8229	SF	90
108	8230	GL	23
109	8230	OW	28
110	8230	RF	42
111	8230	HO	62
112	8230	GCT HZ	76
113	8230	SF	91
114	8231	GL	24
115	8231	GTR	49
116	8232	GL	24
117	8232	GTR	49
118	8233	GL	24
119	8233	GTR	49
120	8234	FLG	5
121	8234	VV	55
122	8235	GL	16
123	8235	SOT	39
124	8235	VV	57
125	8235	SMT	69
126	8235	SF	93
127	8236	FLG	6
128	8236	GL	16
129	8236	RMB	37
130	8236	SF	92
131	8237	FLG	6
132	8237	GL	16
133	8237	RMB	37
134	8237	VV	56
135	8237	SF	92
136	8238	GL	17
137	8238	SOT	39
138	8238	VV	57
139	8239	GL	17
140	8239	WS	61
141	8239	SMT	69
142	8239	SF	92
143	8240	GL	17
144	8240	WS	61
145	8240	SMT	69
146	8240	SF	92
147	8241	GL	11
148	8241	SMT	68
149	8242	GL	15
150	8242	ARS	33
151	8242	SMT	70
152	8242	SF	93
153	8243	GL	15
154	8243	ARS	33
155	8243	SMT	70
156	8243	SF	93
157	8244	GL	19
158	8244	VT	51
159	8244	SMT	71
160	8244	CO	84
161	8244	SF	95
162	8245	GL	23
163	8245	DP	26
164	8245	GLF	32
165	8245	BFC HZ	73
166	8245	CO	79
167	8245	SF	89
168	8246	GL	23
169	8246	GLF	32
170	8246	TG	43
171	8246	TST	65
172	8246	GCT HZ	77
173	8246	CO	79
174	8246	SF	89
175	8247	GL	19
176	8247	DP	27
177	8247	TST	64
178	8247	SMT	71
179	8247	GCT HZ	75
180	8247	CO	81

SR. NO.	DESIGN NO.	FINISH	PAGE NO.
181	8247	SF	91
182	8248	GL	21
183	8248	WY	35
184	8248	HO	62
185	8248	US	66
186	8248	SMT	71
187	8248	CO	81
188	8248	SF	95
189	8249	GL	21
190	8249	GW	46
191	8249	CO	84
192	8249	SF	95
193	8250	GL	23
194	8250	TST	64
195	8250	CO	81
196	8250	SF	91
197	8251	GL	25
198	8251	SMT	68
199	8252	GL	13
200	8252	CO	84
201	8252	SF	97
202	8253	GL	12
203	8253	CO	84
204	8253	SF	97
205	8254	VV	54
206	80101	SF	86
207	80101	GL	87
208	80108	SF	86
209	80108	GL	87
210	80109	SF	86
211	80109	GL	87
212	80110	SF	86
213	80110	GL	87
214	80111	SF	86
215	80111	GL	87
216	80112	TG	43
217	80112	SF	86
218	80112	GL	87
219	80113	SF	86
220	80113	GL	87
221	80114	SF	86
222	80114	GL	87
223	80117	SF	86
224	80117	GL	87
225	80118	SF	86
226	80118	GL	87
227	80119	SF	86
228	80119	GL	87
229	80120	SF	86
230	80120	GL	87
231	80122	SF	86
232	80122	GL	87
233	80123	SF	86
234	80123	GL	87
235	80124	SF	86
236	80124	GL	87
237	80125	SF	86
238	80125	GL	87
239	80126	RMB	36
240	80126	SOT	40
241	80126	RF	42
242	80126	TG	43
243	80126	WW	45
244	80126	VT	50
245	80126	WS	60
246	80126	HO	63
247	80126	BFC HZ	72
248	80126	SF	86
249	80126	GL	87
250	80127	SF	86
251	80127	GL	87
252	80128	RMB	36
253	80128	RF	42
254	80128	SF	86
255	80128	GL	87
256	80324	FLG	7
257	80324	GL	10
258	80325	FLG	7
259	80325	GL	10
260	80326	FLG	7
261	80326	GL	10
262	80327	FLG	7
263	80327	GL	10
264	80328	FLG	7
265	80328	GL	10
266	80329	FLG	5
267	80329	GL	10
268	DD-01	GL	30
269	DD-02	CST	31
270	DD-03	FLG	8

TECHNICAL SPECIFICATIONS

PROPERTIES	SPECIFIED VALUES AS PER IS 2046-1995 TYPE S,VGS	DULAM CONFORMS
Resistance to surface Wear	> 150(revolutions)	✓
Resistance to immersion in boiling water		
-Mass increase (%)	10.0%(Max)	✓
-Thickness increase	11.8%(Max)	✓
-Appearance	Not worse than 4	✓
Dimensional stability at deviated temperature		
-Longitudinal (%)	0.55% (Max)	✓
-Transverse (%)	1.025%(Max)	✓
Dimensional stability at 200C		
-Longitudinal (%)	0.375%(Max)	✓
-Transverse (%)	0.60% (Max)	✓
Resistance to impact by small diameter ball	20 N (Min)	✓
Resistance to Cracking	Not worse than 4	✓
Resistance to scratching	1.75 N (Min)	✓
Resistance to staining	Not worse than 5	✓
Resistance to color change (Wool standard)		
- In Xenon ARC light	Not worse than 6	✓
- In Enclose Carbon ARC light	Not worse than 5	✓
Resistance to steam	Not worse than 4	✓
Appearance	Should be Free From foreign particles	✓

APPLICATION GUIDELINES

CAUSES AND RECOMMENDATION FOR AVOIDING FAILURES ARE:
 - USE GOOD QUALITY PLYWOOD AND ADHESIVE
 - THE SURFACE TO BE BONDED SHOULD BE FREE FROM OIL/GREASE/DUST AND EXCESS MOISTURE
 - INSUFFICIENT AMOUNT OF ADHESIVE ON EITHER OR BOTH THE SURFACE TO BE BONDED










When ready for bonding the spread film of most contact adhesive will exhibit a uniform semi-gloss appearance over the entire surface of the material to be bonded. Marked variation in appearance will generally indicate an improper or non-uniform bonding in those areas where insufficient adhesive has been applied. If this occurs, re-coating the surface should achieve a uniform coating. Double coating the edges with adhesive is advisable because of the higher porosity of the substrate edge.

- INSUFFICIENT BONDING PRESSURE
 To ensure intimate contact necessary for an adequate bond, sufficient pressure should be applied over the entire area using as much pressure as possible without damaging the assembly. Pinch rollers (rotary press) and heavy weighted rollers are ideal. Hand pressure rolling is adequate, provided the operator exerts maximum pressure by means of a two-handled or single long-handled roller. The rollers should be of steel or hard solid rubber (50-80 diameter) and not over 75mm (3 inches) wide. Hand rolling should be repeated twice.
 - BONDING WHEN ADHESIVE SURFACE IS OVER-DRY OR UNDER-DRY
 Care should be taken to follow the manufacturer's recommendations concerning the allowable tack range of the adhesive. If the assembly is done before the adhesive is dry or after the allowable open time is exceeded, then the bonding result may be unsatisfactory.
 - BONDING OF SURFACE UNDER 21 deg. C (70 deg. F)

Note :

1. तैमिनेट लगाने से पहले पूरी तरह से जीवित है।
2. तैमिनेट लगाने के बाद बल, क्लर और दरादर दो तो कंपनी की कोई गैरव्यवहार नहीं रहेगी।
3. कोई भी परिस्थिति में कंपनी की वारंटी तैमिनेट तक सीमित रहेगी।

A LOOK AT HOW YOU CAN LOOK AFTER OUR LAMINATES

-  Do not place frying pans or dishes directly from the oven or cook-top on the Laminate surface. Protect the surface from heat generating appliances.
-  Do not use knives, keys or other sharp objects directly on the decorative surface. A chopping board or counter saver is recommended.
-  To clean the surface, use a damp cloth or sponge and a mild soap or detergent.
-  Difficult stains such as coffee or tea can be removed using a mild household cleaner or detergent and a soft-bristled brush, repeat if necessary.
-  Acidic or abrasive cleaners can damage Laminate surfaces; please do not use them.
-  Toilet cleaners contain harsh chemicals that can cause permanent damage. If spills occur, please wipe immediately, wash the surface with soapy water and rinse several times.
-  If a stain persists, use a paste of baking soda and water and apply with a soft-bristled brush. Light scrubbing with about 10 to 20 strokes should remove most stains. Although baking soda is a low abrasive, excessive scrubbing or exerting too much force could damage the decorative surface.
-  Steel wool and other abrasive pads can damage Laminates. Do not use them for cleaning and do not place steel wool pads on your counter-tops as the metal can rust and leave stains.
-  Hair, textile and food dyes can cause permanent stains. If any dye should happen to inadvertently spill, please wipe it immediately with a dish-washing detergent or an all-purpose cleaner.

Unless otherwise indicated by the manufacturer the temperature of the gluing area and all materials should be 21 deg. C (70 deg. F) or above.

- BONDING OF SURFACE WHERE HUMIDITY IS TOO HIGH
 Experience has shown that when the relative humidity is above 80 percent at temperatures of 21 deg. C (70 deg. F) or lower moisture may condense on the surface during drying (Known as "blushing ") and will prevent an acceptable bond. Hot spray or forced air drying may be used to prevent this condition.
 - IMPROPERLY PREPARED OR DIRTY GLUING SURFACES
 The surfaces should be clear, dry and free of oils or other contaminants, such as dust, loose sand particles, and so forth. The adhesive film should have full contact with the surface to which it is applied in order to give maximum adhesion.

- FIELD BONDING OF OVERSIZED SHEETS
 It is recommended that the maximum sheet size used for vertical field application be limited to 610x2400mm (2x8 Feet). If larger panels are required, these should be fabricated in the shop.