


PREMIUM FINISHES FOR

TIMELESS BEAUTY

Beautifully crafted surface solutions
bring a refined look to your decor.



Quality with Durability

OUR SEAMLESS FEATURES

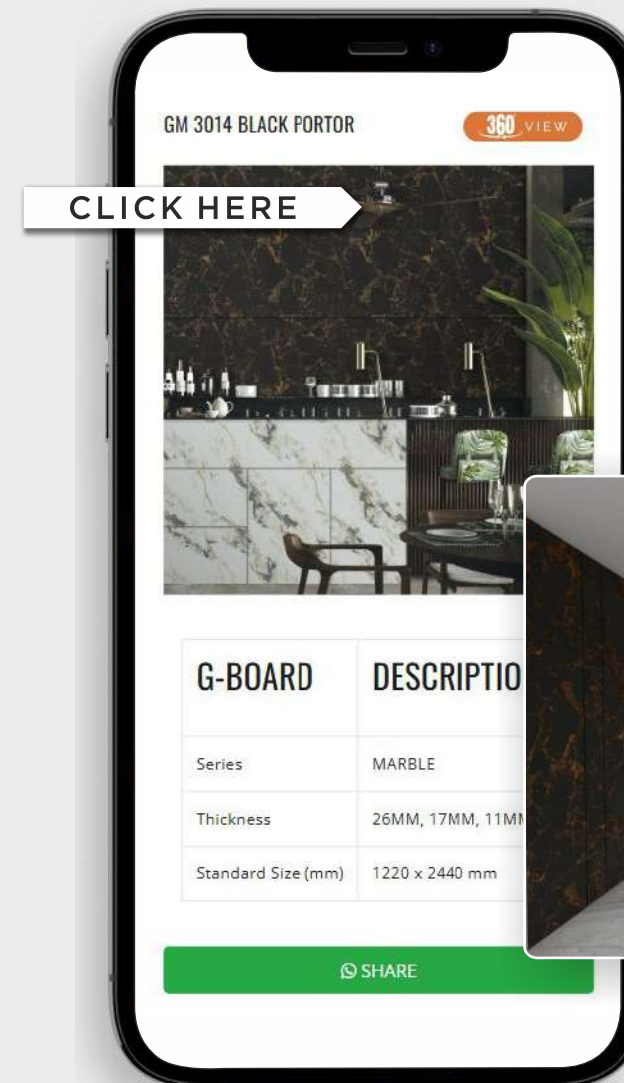
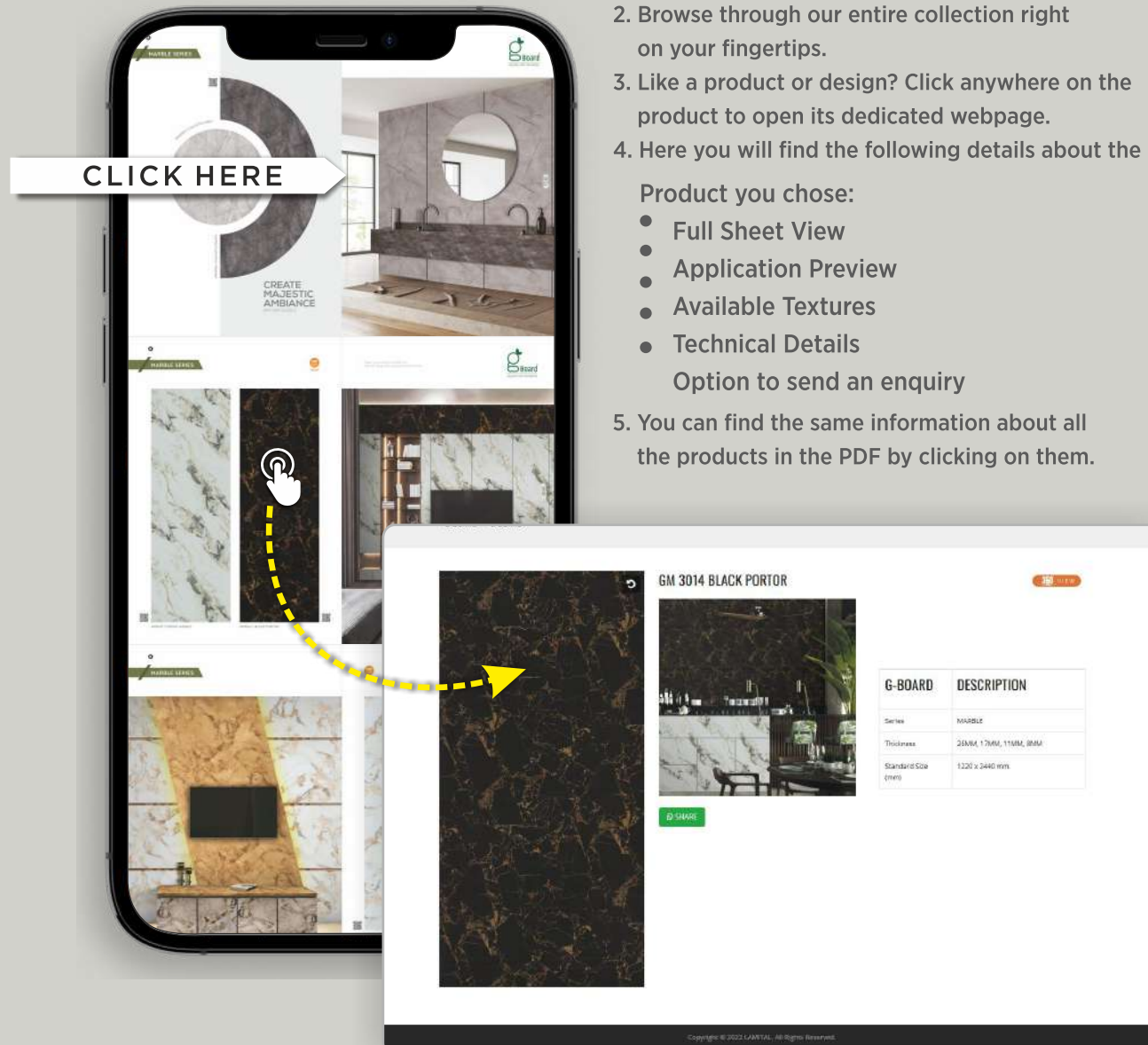


ABOUT US

At G Board, we craft exquisite surface solutions that transform everyday spaces into showcases of elegance and sophistication. Our premium boards seamlessly blend innovative design with unmatched quality, elevating your decor with timeless style. Committed to excellence, we bring luxury within reach, turning your vision into stunning reality. Discover the art of refined living with our beautifully crafted boards that redefine modern elegance.

INTERACTIVE INDEX

1. Open downloaded e-PDF on any device.
2. Browse through our entire collection right on your fingertips.
3. Like a product or design? Click anywhere on the product to open its dedicated webpage.
4. Here you will find the following details about the Product you chose:
 - Full Sheet View
 - Application Preview
 - Available Textures
 - Technical Details
 - Option to send an enquiry
5. You can find the same information about all the products in the PDF by clicking on them.



Experience the **360-degree** advantage of our laminates, offering unmatched durability, style, and versatility from every angle. Elevate your spaces with our premium quality laminates for a stunning finish and lasting impression. Transform your space with our exquisite decorative surfaces, seamlessly blending aesthetics and functionality to elevate the ambiance of any room



VIEW



Scan QR For 360°
Reference only





CREATE
MAJESTIC
AMBIANCE
EFFORTLESSLY



HOME



OFFICE



HOTEL



MALL



HOSPITAL




X
E
D
N




MARBLE SERIES
PAGE NO : 06-19



WOODEN SERIES
PAGE NO : 20-37



FABRIC SERIES
PAGE NO : 38-39



SOLID SERIES
PAGE NO : 40-41



Board®
Quality with Durability



MARBLE SERIES



GM3003 | CALCATTA GREY



GM3004 | CALCATTA BLACK

CREATE
MAJESTIC
AMBIANCE
EFFORTLESSLY

Curated designs for an environment of modish
elan and fascinating vibe




06
07



MARBLE SERIES



GM3013 | TORINO MARBLE



GM3014 | BLACK PORTOR

Make your decors stand out
with an exquisite design phenomenon



08
09



MARBLE SERIES



A versatile range of surfaces that add magnificence and spectacular edge to your spaces



GM3017 | GOLDEN MARBLE DARK




GM3018 | GOLDEN MARBLE LIGHT



GM3019 | GOLDEN MARBLE BROWN



MARBLE SERIES



GM3024 | VERMONT MARBLE LIGHT



GM3025 | VERMONT MARBLE DARK

Smart and sophisticated, a perfect blend of bohemian textures to suit your ambiance





MARBLE SERIES



A majestic fervor of design edge that transforms spaces to a stunning verve of style and substance



GM3026 | NIRVANA MARBLE LIGHT




GM3027 | NIRVANA MARBLE DARK



MARBLE SERIES

ADD REGAL CHARM

TO YOUR DECOR



GM3011 | FLUTED MARBLE LIGHT



GM3012 | FLUTED MARBLE DARK



These decorative layers
imbue your space with
a sense of refined beauty.



Snazzy style that emanates grace and glamour,
go with the trendsetting design patterns


GM3001 | WHITE MARBLE



GM3002 | BLACK MARBLE



GM3008 | ENAMEL MARBLE DARK



GM3007 | ENAMEL MARBLE LIGHT



MARBLE SERIES


GM3005 | TERMO MARBLE LIGHT



GM3006 | TERMO MARBLE DARK



GM3028 | ROX MARBLE



GM3009 | ROYAL MARBLE





Ravishing and plush, each design is an extension of timeless beauty and alluring appeal For the stupendous aura of modernity

SOPHISTICATED TEXTURES FOR GRAND IMPRESSIONS



GM3015 | MARBELITE DARK



GM3016 | MARBELITE LIGHT



Sophistication meets functionality in these beautifully designed surface solutions.





WOODEN SERIES



Plush surfaces that let your decors exude immense grace and grandeur with ease



GW136 | WHITE PEARL



GW137 | GOLD PEARL



WOODEN SERIES

GW138 | ACACIA LIGHT



GW139 | ACACIA DARK



GW120 | CARISMA DARK



GW119 | CARISMA LIGHT



GW001 | VIROLA WOOD LIGHT



GW019 | RATTAN CANE DARK



GW002 | VIROLA WOOD DARK



GW020 | RATTAN CANE LIGHT





WOODEN SERIES

GW009 | BENGALI SHISHAM LIGHT



GW010 | BENGALI SHISHAM DARK

Exquisite finishes for an ambiance
of gorgeous style and space dynamics

GW023 | FOUR SEASON LIGHT



GW070 | RUSSIAN DARK

GW024 | FOUR SEASON DARK



GW069 | RUSSIAN LIGHT



GW100 | BENGALI SHISHAM MEDIUM



WOODEN SERIES

GW014 | EUROPEAN WALNUT LIGHT



GW015 | EUROPEAN WALNUT DARK



GW013 | SAMBA WALNUT

Give your decor a touch of
glamour and elan with our latest collection

GW044 | SAWCUT DARK



GW054 | ROLEX LIGHT

GW045 | SAWCUT LIGHT



GW055 | ROLEX DARK



WOODEN SERIES


GW018 | COACH WOOD LIGHT



GW016 | COACH WOOD GREY

Make signature statements of style and classy luxury with a vibrant verve

GW064 | BONVOY WOOD LIGHT



GW026 | SAPE WALNUT DARK

GW065 | BONVOY WOOD DARK



GW025 | SAPE WALNUT LIGHT



WOODEN SERIES

GW038 | ENGLISH OAK LIGHT



GW101 | ENGLISH OAK MEDIUM



GW037 | ENGLISH OAK DARK

Your choices make you and we are here to spoil you with enormous choices

GW075 | COTTAGE PINE LIGHT



GW103 | WALNUT DARK

GW076 | COTTAGE PINE DARK



GW102 | WALNUT LIGHT



WOODEN SERIES

GW027 | ASIAN WALNUT LIGHT



GW030 | ASIAN WALNUT DARK

Feel free to choose from a wide range of innovative patterns for spaces that speak volumes

GW083 | VOLCANIC LIGHT



GW130 | CHERRY WOOD DARK

GW084 | VOLCANIC DARK



GW129 | CHERRY WOOD LIGHT



GW029 | ASIAN WALNUT CHERRY



WOODEN SERIES

GW039 | NEW WOODEN TEAK



GW040 | WINTER CHERRY



GW060 | NAINA TEAK



GW061 | BAVERIAN BEECH



A tale of trendsetting design allegory
to match your aesthetics

GW056 | DARK WENGE



GW058 | FLOWER WENGE



GW057 | BLACK FL. WENGE



GW059 | ROSEWOOD





WOODEN SERIES

GW062 | HILAND PINE



GW063 | REGAL ARCH



GW127 | CELTIC WOOD



GW128 | REAL EBONY BLACK



Versatile phenomenon of form
and for an environment of modish edge

GW071 | BROWN TEAK




GW073 | REAL TEAK



GW074 | GOLDEN WALNUT




GW072 | MAHAGONY






FABRIC SERIES

GF4001 | KD LIGHT



GF4002 | KD DARK



GF4004 | CAMRIC DARK




GF4003 | CAMRIC LIGHT




Premium surface splendor for authentic and contemporary spaces of luxury

GF4005 | FABRIC LIGHT



GF4006 | FABRIC DARK



**ELEVATE
INTERIORS
WITH**
LUXURIOUS FINISHES



SOLID SERIES

GS1000



SUPER WHITE

GS1001



SILVER GREY

GS1002



IVORY

GS1003



ELECTRIC BLUE

GS1004



RED

GS1005



RELAINCE GREEN

GS1006



FROSTY WHITE

GS1007



ORANGE

GS1008



PINK

Lorem ipsum, or lipsum as it is sometimes known, is dummy text used in laying out print, graphic or web designs

GS1009



YELLOW

GS1010



GREEN

GS1011



SLATE GREY

GS1012



BLACK

GS1013



PARROT GREEN

GS1014



MINT



GS1015



PERU



GS1016



TUMBLE BEIGE



GS1017



COFFEE

TECHNICAL SPECIFICATIONS

The Particle Board manufactured by the Company is based on the recycling of Bagasse. Therefore, it helps conserve natural resources and maintain ecological balance. The Boards are 100% eco-friendly as they substitute timber, plywood and blockboard for various kinds of furniture & building/construction industries.

The new imported state of the art plant has a manufacturing capacity of 60,000 CBM per annum for Bagasse. The plant has the most modern & latest machines & equipment for producing high-quality flat pressed three-layered plain & prelaminated particle boards.

Unique Characteristics of G board Bagasse Pre laminated Particle Boards:

Three-layered Boards, Resistance to Heat, Steam, Stains, Abrasion, Moisture Resistant, Fire Resistant. Excellent machinability with screw holding & load-bearing capacity, Balanced construction. No air pockets. Free from warping, Attractive plain colours & wood/print effects in the pre lam range. Eco-friendly product. They are manufactured from agro waste, ideal for all types of Furniture and Building/Construction Industries.

Specifications met:

Plain Particle Boards: Bagasse

Pre laminated Particle Boards: Bagasse - The size of plain & pre lam boards is 8x4 Feet (2440x1220mm). It is offered in 29,26,17,11,8 mm thickness.

Surface Finish: Matt, Suede, Textured, Glossy, 3D, Digital Plain & Pre-Laminated Particle Board Interior Grade, Exterior Grade, Both Side Laminated (BSL), One Side Laminated (OSL), Filler Board (For Flush & Modular Door) Pin Board.

PROPERTIES	ISI SPECIFICATIONS FOR PRE LAMINATED PARTICLE BOARD IS-12823-1990	G BOARD CONFIRM TO ISI STANDARDS
DENSITY	500-900	600-675
THICKNESS (MM)	29,26,17,11,8	29,26,17,11,8
TENSILE STRENGTH PERPENDICULAR TO SURFACE	0.3	0.3-0.45
MODULUS OF RUPTURE	11	13
MODULUS OF ELASTICITY	1800	1800-2200
SCREW WITHDRAWAL STRENGTH - FACE	1250	1250-1500
SCREW WITHDRAWAL STRENGTH - EDGE	700	700-1000
WATER ABSORPTION	30	20-30
THICKNESS SWELLING	15%	5%-8%
NUMBER OF ABRASION	450	470
LENGTH	2440mm	2440mm
WIDTH	1220mm	1220mm
MOISTURE CONTENT	5 TO 15%	4%-8%
RESISTANCE TO STEAM	CONFIRMS	CONFIRMS
RESISTANCE TO CRACK	CONFIRMS	CONFIRMS
RESISTANCE TO STAIN	CONFIRMS	CONFIRMS
RESISTANCE TO CIGARETTE BURN	CONFIRMS	CONFIRMS





GRAVITY INDUSTRIES PRIVATE LIMITED PLOT NO. F-1/5, KAGAL FIVE STAR MIDC, KAGAL,
PLOT NO. F-1/5, KAGAL FIVE STAR MIDC, KAGAL, Tal:- KAGAL, Dist:- KOLHAPUR, MAHARASHTRA - 416216
www.gboard.co.in | admin@gboard.co.in | +91 7770015171