



DOOR
WORLD



W
E
L
C
O
M
E

T
O
T
H
E

D
O
O
R

W
O
R
L
D



Have a look at our
E-catalogue
After scanning
this
QR code

Hai mazboot, rahe atoot !

introduction

Splice is one of India's leading providers of doors. As a company Splice not only uses environment friendly procedures for manufacturing, but also practices regeneration of environment as a responsible entrepreneur.

Our highly qualified employees work intensively on new products, continuous developments and improved details. The results are one-of-a-kind products with endurance tests carried out under real conditions ensuring mature series products in true Splice quality

Splice products are designed and tested to the highest standards, ensuring that they are ready for installation. We want to provide the right product for your project, which is why Splice manufactures a range of products in standard as well as made to measure sizes, thus meeting customer demands.

Dare to be
beautiful

C



PROJECT

splice lam[®]
DESIGNER DOOR | LAM | PLY

Hai mazboot, rahe atoot !

Splice has done various projects with many prestigious clients and provided them with the results of their choice. Elevate your surroundings our majestic products. Beautify your place with your spaces with mystique imprints of nature.



HOTEL PROJECT



COLLEGE PROJECT



SCHOOL PROJECT



HOUSING PROJECT



HOSPITAL PROJECT

Giving
your space a

new look





WORLD CLASS
& TRENDY DESIGNS



GREEN GUARD GOLD
CERTIFICATION
BREATH EASY AS
NON-HAZARDOUS
MATERIAL



ISO 9001 : 2015
EN-438 CERTIFIED



DURABLE-GURANTEED
THICKNESS WITH HIGH
QUALITY SANDING



COLOR FASTNESS
USE OF HIGH QUALITY
TISSUE LAYE RESULTING
IN LONG LASTING
COLOUR AND FINISH



READILY AVAILABLE
DOOR DESIGNS IN 1 MM
AND 0.8MM THICKNESS



ANTI-VIRAL
ANTI-BACTERIAL
ANTI-FUNGAL
ANTI-MICROBIAL



Hai mazboot, rahe atoot !

LAMINATED DOORS

Splice Laminates Doors are exceptionally hardwearing, meeting the requirements of heavy traffic and processing a high resistance to abrasion, impact and scratches. Splice laminates Doors are available in all the popular timber woodgrains but also provide the designer with a unique opportunity to introduce innovative finishes and textures that aren't available naturally. As a standard each door is manufactured from a high performance solid core that has been successfully tested to severe duty. Lightweight and High Performance Solid Timber Cores are also available. Each door leaf is lipped to all edges, with laminate concealing the hardwood lippings. Exposed lippings are available as an option.

KEY FEATURES

LAMINATE DOORS
ARE DURABLE

ENDLESS CHOICES
& COLUR PATTERNS

ELEGANT IN
LOOKS

ECO
FRIENDLY

EASY
TO INSTALL



SCRAPE
RESISTANT



IMPACT
RESISTANT



MOISTURE
RESISTANT



COLOR
FADING UNDER
ARTIFICIAL
LIGHTS



SCRATCH
RESISTANT



HEAT
RESISTANT



RESISTANT TO
CHEMICAL AND
HOUSEHOLD
PRODUCTS



EASE OF
MAINTENANCE



ABRASION
RESISTANT



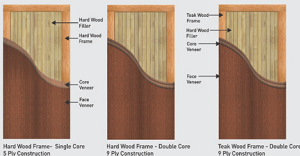
RESISTANT TO
CIGARETTE
BURNS

OUR PRIDE.

FLUSH DOOR

FLUSH DOOR IS : 2202

As one of India's leading interior flush door manufacturer, Splice consistently presents real design innovation, coupled with performance and superior construction that is certain to draw admiration. The continuous Research & Development has enabled Splice to attain high performance levels which are recognized and certified, according to the Indian standards. Splice always seeks integrated and innovative solutions capable of meeting the requirements of the various markets.



Applications : Door shutters in homes and offices.



CRACK
RESISTANT



IMPACT
RESISTANT



HEAT
RESISTANT



BEND
FREE



BORER / TERMITE
PROOF



TECHNICAL SPECIFICATIONS

SR. NO.	Properties	Specified as per IS:2046-1995	SPLICE Laminates 0.8mm	Specified as per IS:2046-1995 HGS	SPLICE Laminates 1mm
1	Thickness(mm)	0.8mm(± 10%)	0.8mm(± 5%)	1.0mm (± 10%)	1.0mm (± 5%)
2	Resistance to surface wear (revolutions)	≥ 350 (revolutions)	>350 (revolutions)	≥ 350 (revolutions)	>400 (revolutions)
3	Resistance to immersion in boiling water				
	Mass increase(%)	12.0% (Max)	7.0% (Max)	10.0%(Max)	6.0%(Max)
	Thickness increase (%)	14.0% (Max)	8.0% (Max)	11.8%(Max)	7.0%(Max)
4	Resistance to dry heat at 180 degree C	Should pass test	Passed	Should pass test	Passed
5	Dimensional Stability at deviated temperature				
	Longitudinal (%)	0.625%(Max)	0.40%(Max)	0.55%(Max)	0.35%(Max)
	Transverse (%)	1.10%(Max)	0.80%(Max)	1.025%(Max)	0.75%(Max)
6	Dimensional Stability at 20 degree C				
	Longitudinal (%)	0.425%(Max)	0.32%(Max)	0.375%(Max)	0.275%(Max)
	Transverse (%)	0.625%(Max)	0.52%(Max)	0.60%(Max)	0.48%(Max)
7	Resistance to impact by small diameter ball	20 N (Min)	25 N(Min)	20 N (Min)	25 N(Min)
8	Resistance to cracking	Should pass test	Passed	Should pass test	Passed
9	Resistance to scratching	2 N (Min)	2.5 N(Min)	2 N (Min)	3 N(Min)
10	Resistance to staining	Should pass test	Passed	Should pass test	Passed
11	Resistance to colour change	Wool Standard		Wool Standard	
	In Xenon ARC light	Should pass test	Passed	Should pass test	Passed
	In enclosed Carbon ARC light	Should pass test	Passed	Should pass test	Passed
12	Resistance to Cigarette burns	Should pass test	Passed	Should pass test	Passed
13	Resistance to Steam	Should pass test	Passed	Should pass test	Passed
14	Appearance	No ABC Defects	No ABC Defects	No ABC Defects	No ABC Defects
15	Specify gravity gm/cm		1.33(Min)		1.36(Min)

LAMINATES AVAILABLE IN SIZES : 7'11" X 3'11" | 7'11" X 3.25'11" | 8'11" X 4'11"
 FLUSH DOOR : AVAILABLE ALL SIZE AND THICKNESS
 LAMINATED DOOR : AVAILABLE ALL SIZE AND THICKNESS





Hai mazboot, rahe atoot !

Vivid Collection Of
Products

Picture yourself in a well-edited space where the distinction between the outside and inside blurs. A luxurious haven drawing from nature's vibrancy and craftsmanship.




Hai mazboot, rahe atoot !

Create a Grandeur

Ambience



USED 427



827 | MOCHA WOOD



815 | DRIFT WALNUT



812 | ASIAN WALNUT DARK



820 | ACACIA DARK



Hai mazboot, rahe atoot !

Decar

Peerless Stature of

← USED 823




823 | CARISHMA WOOD



813 | DESERT WOOD



808 | CRISP ASH



809 | ROSE WOOD



Hai mazboot, rahe atoot !



828 | VOLCANICE DARK



829 | VOLCANICE LIGHT




822 | PERLATO



825 | TEAK DARK





Spreading Timeless
Panache

← USED 423

Hai mazboot, rahe atoot !

Pleasantly Charming

Aesthetic

At Splice we're all about crafting luxury products that age well, look pleasing, coexist with other elements of your interior, and most importantly, speak the language of nature.

USED **BD4**





804 | COACH WOOD



814 | LIME WOOD



826 | TEAK LIGHT



810 | CHICAGO WOOD



Hai mazboot, rahe atoot !






811 | CHERRY WALNUT



817 | LATIN WALNUT




806 | RAW WOOD



807 | STRAIGHT WALNUT



Hai mazboot, rahe atoot !



830 | VERTICO



831 | JUNGLE WOOD



803 | SAPELLI



816 | GOLDEN OAK



Decars

Vital and Resplendent


USED 830

Hai mazboot, rahe atoot !

Smart and Sharp
Designs

Add rustic character to your spaces to balance the tone with our vast range of products.

←..... USED **BOS**



805 | RUSSIAN WALNUT DARK



819 | METAL WOOD



818 | COOPER



824 | PECAN WOOD



Hai mazboot, rahe atoot !



802 | RUSSIAN WALNUT LIGHT



821 | ACACIA LIGHT



801 | ASIAN WALNUT LIGHT



Stunning

Let your decor come alive with
the exotic infusion of Splice's
range of products.



911 | ZARI KOTA



909 | BLOOM WALNUT



903 | BENGALI SHISHAM



904 | RUSTIC WALNUT



Hai mazboot, rahe atoot !



906 | SCENTERED WOOD



901 | RUST CHERRY



908 | ZEBRANO WOOD



905 | ZEBRANO WOOD LIGHT





910 | SAPE WALNUT



902 | VENTURA OAK



907 | FIRE WOOD (HZ)



913 | AFRICAN TEAK



Hai mazboot, rahe atoot !



914 | Balsa Dark



915 | Balsa Light



bahemian

The modish edge of these designs exude versatility and give your ambience the flair of inimitable class



912 | TRAVENTINO






7021 | HIGHLAND PINE



7022 | FLOWERY WANGE



7023 | WALNUT



7024 | CHERRY WOOD



Hai mazboot, rahe atoot !



7025 | WANGE



7026 | BAVERIN BEECH



7027 | AMERICAN WALNUT



7028 | NAINA TEAK






7029 | IMPACT WOOD



7030 | LIGHT FLOWERY WANGE



7031 | BURMA TEAK



7032 | DALBERGIA



 splice lam[®]

DESIGNER DOOR | LAM | PLY

Splice Laminate Pvt. Ltd.

AI-19/A-1, Sector-13, GIDA, Gorakhpur, Uttar Pradesh -273209, India

Website: www.spliceply.com

Toll Free No. : 1800 120 636363



SCAN QR TO DOWNLOAD
E-CATALOGUE