


TRUE
64
ANTI-SCRATCH



BLACK COBRA

- UNIQUE FEATURES -



ANTI SCRATCH



WATER
RESISTANT



ANTI YELLOW



TERMITE FREE



PURE ACRYLIC

BLACK COBRA

INDEX



SOLID
Pg. 04-09



ULTRA RADIANT
Pg. 10-13



MARBLE
Pg. 14-17



SPARKLE
Pg. 18-21



MIRROR
Pg. 22-23

A flair of flamboyance
and eclectic elan

ACRYLIC

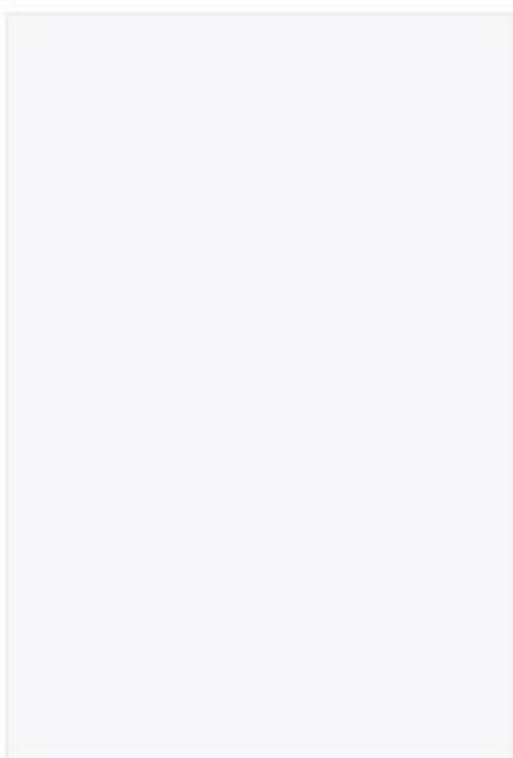
SOLID

Joy
reverberates
with
design




Create an ambiance of authenticity
and glamour with our collection


BLACK COBRA




301A | PURE WHITE



302A | OFF WHITE



346 | IVORY WHITE



303 | LIGHT WHITE



356 | LATTE



312 | PALE CHESTNUT



SOLID



Pride
in
every
pattern




BLACK COBRA



332 | BEAVER



351 | QUINCY




331 | COFFEE



353 | DARK GREY



322 | DARK BEIGE



306 | BLACK



SOLID

Brilliant
Form
and
function



A bohemian story of elegance
and unending grandeur


BLACK COBRA



316 | ORCHID PINK




311 | WINE RED



349 | SKY BLUE



352 | BOTTLE GREEN



357 | NYANZA



Designs
of fabulous
reign




ULTRA RADIANT



Curated
for
your
taste




BLACK COBRA



401 | RADIANT PURE WHITE



Breathtaking
innovation,
trending
surfaces



402 | RADIANT OFF WHITE



406 | RADIANT PALE SILVER



ULTRA RADIANT

Brilliant
Form
and
function




BLACK COBRA



408 | RADIANT MOCHA



Premium
surfaces
galore



409 | RADIANT JADE GREEN



403 | RADIANT DARK GREY



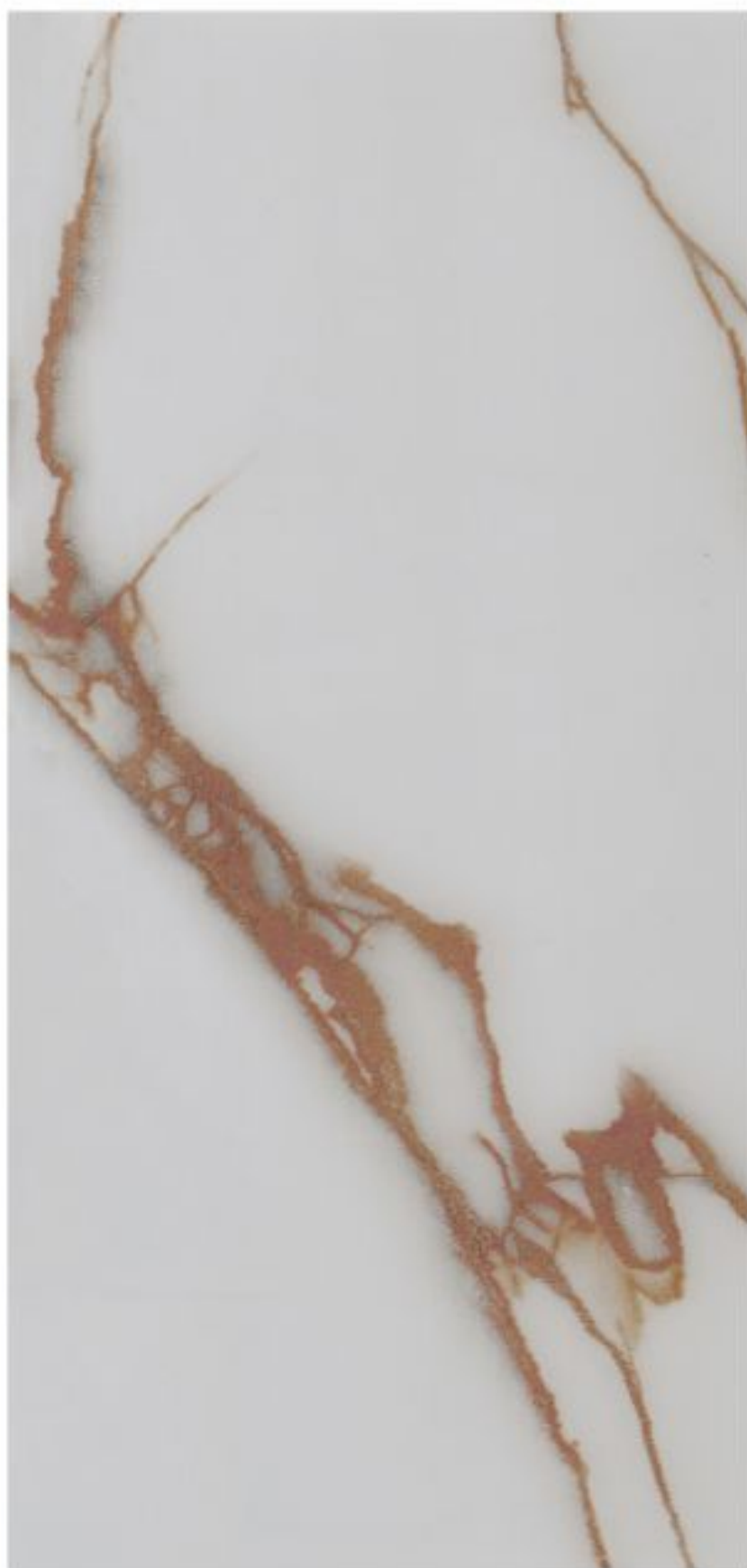
MARBLE



Lavish
textures
to
entice



BLACK COBRA



3015 | PICASSO



3014 | PIETRA



MARBLE

Marvelous
terrain
of
creativity



The magnificence of each design
is a spectacle of pure joy

BLACK COBRA



3030 | CALACATTA



3029 | MARQUINA



SPARKLE




Soothing
touch
of
versatility



BLACK COBRA



Making
each space,
spectacular



201 | PURE WHITE



202 | LIGHT GREY



228 | LIGHT TITANIUM



SPARKLE



Lively
and
stunning



BLACK COBRA


Luxury
in every
detail



203 | LIGHT GREY



222 | DARK GREY



206 | BLACK



MIRROR

Exuberant
and
exemplary



BLACK COBRA



Self
Adhesive



121 | SILVER MIRROR



122 | GOLDEN MIRROR



125 | ROSE GOLD MIRROR



Vibrant
forms
of
interiors

INDEX

SR. NO.	PRO. NO.	NAME	FINISH	PAGE NO.
1	121	SILVER MIRROR	MIRROR	27
2	122	GOLDEN MIRROR	MIRROR	27
3	125	ROSE GOLD MIRROR	MIRROR	27
4	201	PURE WHITE	SPARKLE	23
5	202	LIGHT GREY	SPARKLE	23
6	203	LIGHT GREY	SPARKLE	25
7	206	BLACK	SPARKLE	25
8	222	DARK GREY	SPARKLE	25
9	228	LIGHT TITANIUM	SPARKLE	23
10	301A	PURE WHITE	SOLID	09
11	302A	OFF WHITE	SOLID	09
12	303	LIGHT WHITE	SOLID	09
13	306	BLACK	SOLID	11
14	311	WINE RED	SOLID	13
15	312	PALE CHESTNUT	SOLID	09
16	316	ORCHID PINK	SOLID	13
17	322	DARK BEIGE	SOLID	11
18	331	COFFEE	SOLID	11

SR. NO.	PRO. NO.	NAME	FINISH	PAGE NO.
19	332	BEAVER	SOLID	11
20	346	IVORY WHITE	SOLID	09
21	349	SKY BLUE	SOLID	13
22	351	QUINCY	SOLID	11
23	352	BOTTLE GREEN	SOLID	13
24	353	DARK GREY	SOLID	11
25	356	LATTE	SOLID	09
26	357	NYANZA	SOLID	13
27	401	RADIANT PURE WHITE	ULTRA RADIANT	15
28	402	RADIANT OFF WHITE	ULTRA RADIANT	15
29	403	RADIANT DARK GREY	ULTRA RADIANT	17
30	406	RADIANT PALE SILVER	ULTRA RADIANT	15
31	408	RADIANT MOCHA	ULTRA RADIANT	17
32	409	RADIANT JADE GREEN	ULTRA RADIANT	17
33	3014	PIETRA	MARBLE	19
34	3015	PICASSO	MARBLE	19
35	3029	MARQUINA	MARBLE	21
36	3030	CALACATTA	MARBLE	21

TECHNICAL SPECIFICATIONS

Thickness : 1.50 mm (+/- 10%)

Size : 2440 * 1220 mm +-2%

Pencil Hardness : 6H

Scratch Efficiency : 100% Anti-Scratch

Adhesive : German Clear Glue Coating

Design Layer : PVC/PET

Back Coating : Primer coating for base activation

Warranty : 5 Years (T&C apply)

CLEANING & MAINTENANCE :-

- * Do not place any hot substrate or cookware directly on laminates.
- * Do not use thinner or any harsh cleaning agent to clean the laminate as it can give damage to surface of laminate.
- * Cleaning should be done with water along with a smooth cloth.
- * Exposure to temperature above 30°C may cause damage to surface.

CUTTING & INSTALLATION :-

- * These acrylic laminates can be cut by standard wood working tools.
- * Laminates can be easily pasted by using Acrylic to Wood Adhesives which are easily available in market.
- * Clean the laminate and base substrate by soft brush or soft cloth before application.
- * The pressing of laminate should be done from middle and move towards the sides and corners of laminate sheet.
- * Sufficient pressure should be given to BLACK COBRA ACRYLIC LAMINATE for almost 15 hours to get a good bonding strength.

IMPORTANT GUIDELINES :-

To avoid Air Bubbles/Crack and Yellow Patch/Color Fading problems , follow the instructions -

- * Use of correct adhesive for pasting laminates to avoid air bubble after installation.
- * Make use of good quality and even base substrate (MDF, Plywood, Particle Board) as low quality products may absorb moisture in uncertain weather and then it loses moisture and creates air bubble.
- * If the sheets are in roll form , before application, they should be kept straight under pressure for minimum 48 hours for getting better results.
- * Give sufficient pressure to laminate upto 15 hours to get good bonding strength and to avoid any bubbles.
- * Laminate sheet should not be exposed to direct sunlight to avoid the color fading and yellow patches.
- * Do not use any harsh chemical or cleaning agent to clean the surface.
- * Do not place any hot substrate or cookware directly on laminates.

NOTE :- Black Cobra warrants that all its products are free from manufacturing defects and perfectly ideal for use in normal conditions. In case of any manufacturing defect, Black Cobra is liable for the product cost only, Black Cobra is not liable for any complaints in the following cases :

- * Color variations from batch to batch production.
- * Improper handling of product or any transportation damage.
- * Improper installation of product.
- * Outdoor applications.
- * Exposure of laminate sheet to direct sunlight.

IT IS ADVISABLE TO CHECK THE BATCH NUMBER TO AVOID COLOR VARIATION.

BLACK COBRA IS NOT LIABLE FOR ANY COMPLAINS IF THE PRODUCT IS NOT PROPERLY HANDLED, INSTALLED, MAINTAINED ACCORDING TO THE GIVEN GUIDELINES.

KINDLY REMOVE PROTECTIVE FILM AFTER 7 DAYS OF INSTALLATION OF LAMINATE SHEET.



SCAN THE QR TO
DOWNLOAD THIS
CATALOGUE

BLACK COBRA

www.blackcobra.org