

BLACK COBRA®

BLACK COBRA LAM PVT LTD
Village: Mehmoodpur, Salempur Road,
Teh. Chhachhrauli jagadhari,
Dist. Yamuna Nagar, Haryana- 135003

www.blackcobra.org



Scan the QR code
to view our catalogue



H'UEZ

by

BLACK COBRA®



edgeband^{available}

CANVAS UV

embossed spot uv

H'UEZ



BLACK COBRA®

edgeband^{available}

3D DEBOSSSED WITH
TRANSPARENT FOIL


H'UEZ

SILVER FOIL

BLACK COBRA®

COUNTLESS COLORS,
ENDLESS POSSIBILITIES.

DEBOSSSED WITH
TRANSPARENT FOIL



Soft, delicate beige exuding warmth and tranquility, creating serene interiors that feel light, airy, and timeless.



Cool, airy blue that evokes open skies and calm seas, lending spaces a refreshing, peaceful atmosphere.



Earthy blush-brown inspired by nature's grounded beauty, bringing comfort, balance, and organic elegance to modern spaces.



Fresh, muted green infused with nature's essence, adding harmony, renewal, and subtle sophistication to every interior.

available
edgeband

H'UEZ

COUNTLESS COLORS,
ENDLESS POSSIBILITIES.

H'UEZ is more than a palette, it's a celebration of color as a design language. Each shade in our collection is carefully curated to evoke emotion, inspire creativity, and harmonize with modern interiors. From soothing neutrals to refreshing tones, H'UEZ offers countless possibilities to transform spaces into timeless expressions of style.

BLACK COBRA®

embossed spot uv

H'UEZ

COUNTLESS COLORS,
ENDLESS POSSIBILITIES.

available
edgeband

BLACK COBRA®

Whisper

—

Mist

—

silver foil

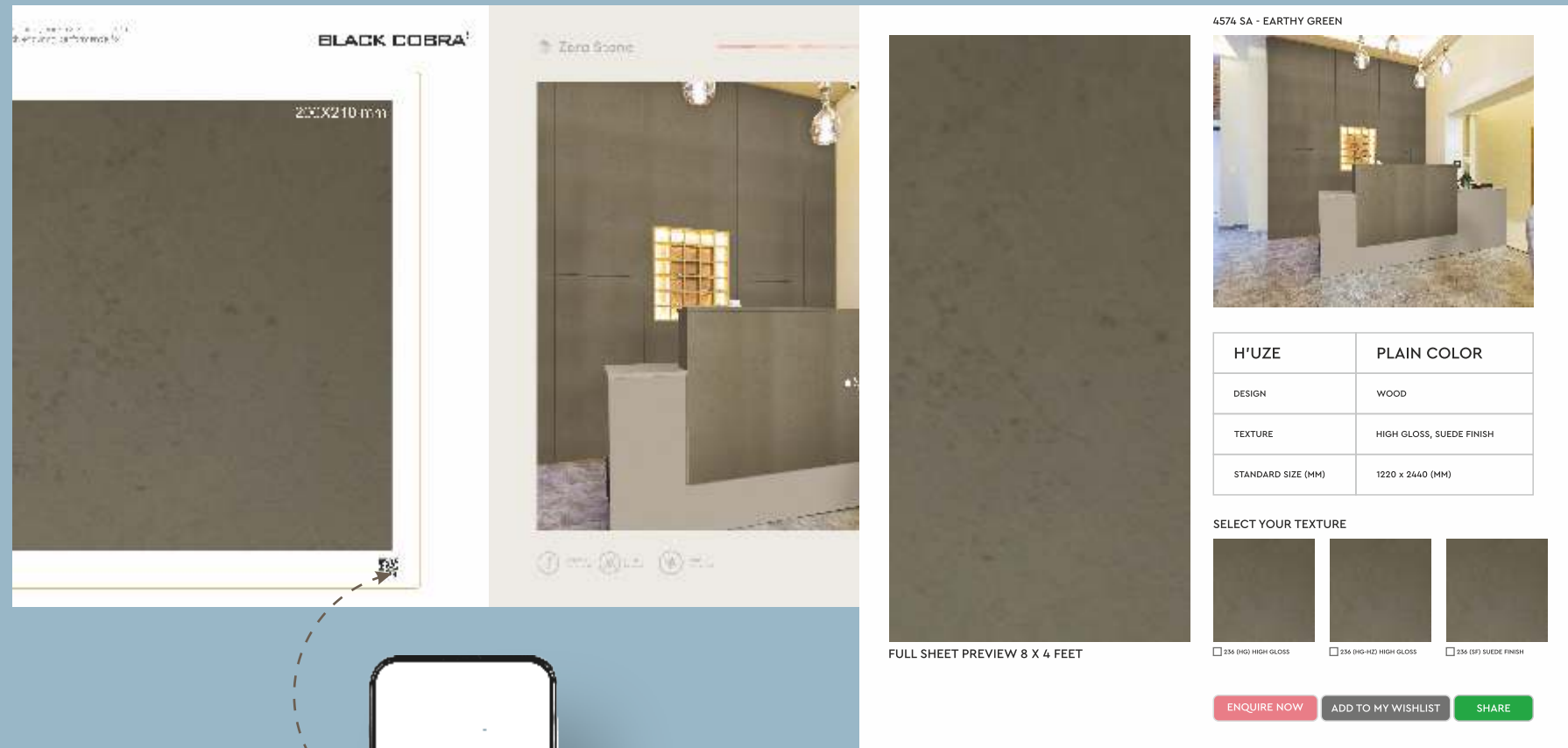
terra

—

Sage

—

gold foil



QR SCAN BENEFITS

Our digital platform connects you to information easily and efficiently so you can understand more about our products

EXPERIENCE THE DIGITAL WORLD



WEB



SOCIAL



CATALOGUE

KEY FEATURES



Abrasion Resistant



Crack Resistant



Moisture Resistant



Scratch Resistant



Impact Resistant



Ease of Maintenance



Borer Resistant



Chemical Resistant



Heat Resistant



Resistant to Cigarette Burns



Colour Fastness Under Artificial Light

embossed spot uv

QR SCAN
BENEFITS

EXPERIENCE THE
DIGITAL WORLD

KEY FEATURES



About Us

At Black Cobra, we believe color is more than just a shade, it's an expression of mood, personality, and style. H'UEZ is our curated collection of sophisticated plain-color laminates, crafted to inspire seamless harmony in every space. Each tone is carefully selected to evoke warmth, serenity, or boldness, allowing designers and homeowners to shape interiors that truly reflect their vision. With exceptional surface quality, timeless appeal, and enduring performance, H'UEZ transforms walls, furniture, and accents into statements of pure design. From calming neutrals to expressive hues, we bring you colors that speak without saying a word.

BLACK COBRA®



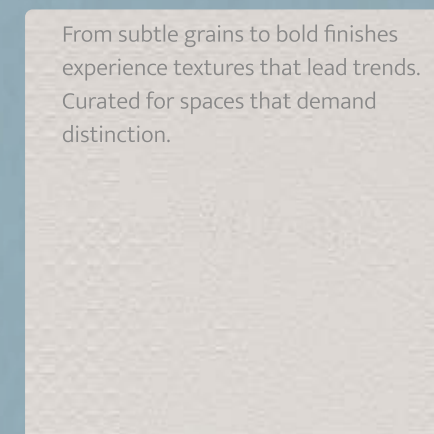
1945 WOW



1939 MLV




1904 FLR




1935 NBC




1919 RCC



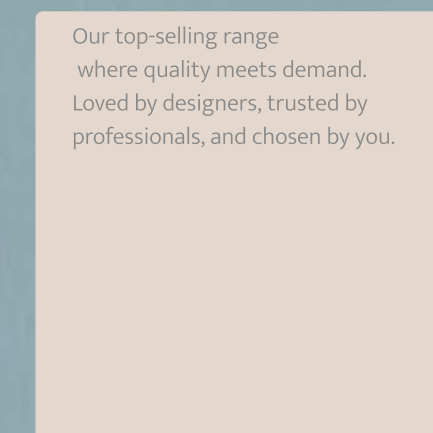
1905 STN



1901 UHG



1911 UHG



1926 UHG

Discover top-rated textures that define luxury and elegance. Each finish reflects mastery, quality, and an exclusive touch of style.

From subtle grains to bold finishes experience textures that lead trends. Curated for spaces that demand distinction.

Our top-selling range where quality meets demand. Loved by designers, trusted by professionals, and chosen by you.

—

—

gold foil

silver foil

FOR EXCLUSIVE AND TOP RATED TEXTURE

TOP SELLING PRODUCT



About Us

BLACK COBRA®

embossed spot uv

1945 WOW

1939 MLV

1904 FLR

1935 NBC

1919 RCC

1905 STN

1901 UHG

1911 UHG

1926 UHG

Timeless Hues





A harmonious palette blending nature's serenity with modern elegance, elevating every space with effortless charm.

Explore Collection

H'UEZ brings countless colors and endless possibilities, turning every space into a masterpiece of design.

- | | | | | | |
|----|--------------------------|----|---------------------------|----|------------------------|
| 01 | WOOD WEAVE
10-11 | 06 | PEARL TOUCH
22-27 | 11 | ACRYLIC FLUTE
56-57 |
| 02 | MOTTLED VENNER
12-13 | 07 | SIMMER
29 | 12 | LENO FLUTE
59-63 |
| 03 | FLORELLA LILY
15-17 | 08 | METALLIC GLEAM
30-35 | 13 | ZERO STONE
64-65 |
| 04 | NUBUCK CONCRETE
18-19 | 09 | ULTRA HIGH GLOSS
36-41 | 14 | LUXE LEATHER
66-69 |
| 05 | RUGGED CONCRETE
20-21 | 10 | SILKY MATT
46-55 | 15 | HEXA WEAVE
70-75 |

Timeless Hues



Explore
Collection

embossed spot uv



Endless Shades of
LASTING ELEGANCE

From subtle whispers to bold statements, our curated palette transforms interiors into timeless expressions of refined beauty.

Gold Foil



embossed spot uv



1906 WOW
BLUSH CREAM **NEW**

1925 WOW
ROYAL GREY **NEW**

1945 WOW
CEMENT GREY **NEW**

Transform your interiors with laminate colors that radiate elegance and charm.

1929 WOW
OYSTER **NEW**

1959 WOW
BEIGE **NEW**

1969 WOW
BREW **NEW**

Every shade is carefully selected to complement your vision, from minimal elegance to bold statements.

3017 MLV
CLOUDY WHITE **NEW**

3018 MLV
EMERALD GREEN **NEW**

1935 MLV
SLATE GREY **NEW**

1945 MLV
CEMENT GREY **NEW**

1939 MLV
PEACH BROWN **NEW**

1902 MLV
BURBERRY BLUE **NEW**



Crafted tones for Every Vision



MATCHING EDGE BAND AVAILABLE FOR ALL DESIGNS

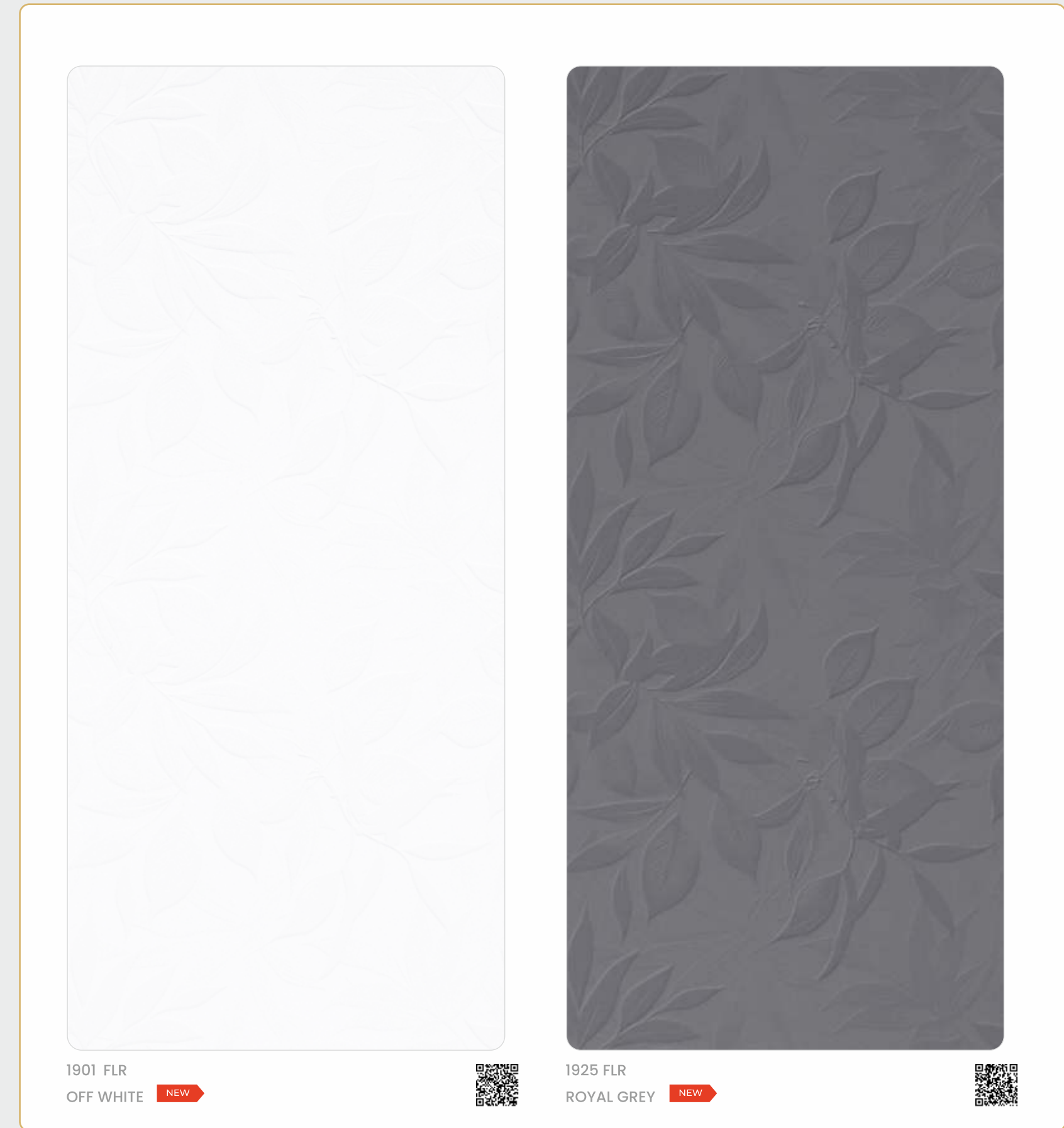


Signature Shades of Lasting Beauty



Distinctive colors designed to stay vibrant, keeping interiors captivating for years to come.

BLACK COBRA®



1901 FLR
OFF WHITE **NEW**



1925 FLR
ROYAL GREY **NEW**



 MATCHING EDGE BAND AVAILABLE FOR ALL DESIGNS



1906 FLR
BLUSH CREAM **NEW**



1909 FLR
CARAMEL **NEW**



Timeless Colors. Modern Spirit



Our hues capture the essence of today's design trends while retaining classic, enduring appeal.



1934 FLR
PISTA GREEN **NEW**




1944 FLR
WILLOW GREEN **NEW**




1904 FLR
ALOE VERA **NEW**









1946 NBC
CREMA RUSH NEW






1947 NBC
LUMINIUOS WHITE NEW




A curated collection of laminates that redefine surfaces with style, strength, and sophistication


Sophistication

Colors that flow effortlessly, creating balanced and inviting atmospheres tailored to your personal style.





1948 NBC
LUMINIUOS GREY NEW






1935 NBC
SLATE GREY NEW












1949 NBC
SAGE GREY NEW








	
1945 RCC CEMENT GREY NEW	1935 RCC SLATE GREY NEW
	
1947 RCC LUMINIUS WHITE NEW	


	
1949 RCC SAGE GREY NEW	1939 RCC PEACH BROWN NEW
	
1919 RCC NUT MEG NEW	




3003 PRL
PERFECT BEIGE **NEW** 

3010 PRL
RUST EMBER **NEW** 

3008 PRL
COSMIC GREY **NEW** 



3017 PRL
CLOUDY WHITE **NEW** 



Luxe look, simple grace



1901 PRL
OFF WHITE



1915 PRL
DOVE GREY



1905 PRL
DOUBLE LATTE



Add a graceful flourish to any style palette



Give your decor a subtle layer of style with panache designs.


Crowned charisma, undeniable appeal




1913 PRL
STRAWBERRY PINK




1916 PRL
IRISH CREAM





1907 PRL
GRAPE WINE



1906 PRL
BLUSH CREAM



Majestic edge, everyday allure



1924 PRL
DUTCH GREEN





Endless Shades of Lasting Elegance



Refined Colors for Inspired Interiors



3017 SMR
CLOUDY WHITE **NEW**




3018 SMR
EMERALD GREEN **NEW**






3014 MGL
FADE GREY **NEW**




3016 MGL
SLATE GREY **NEW**



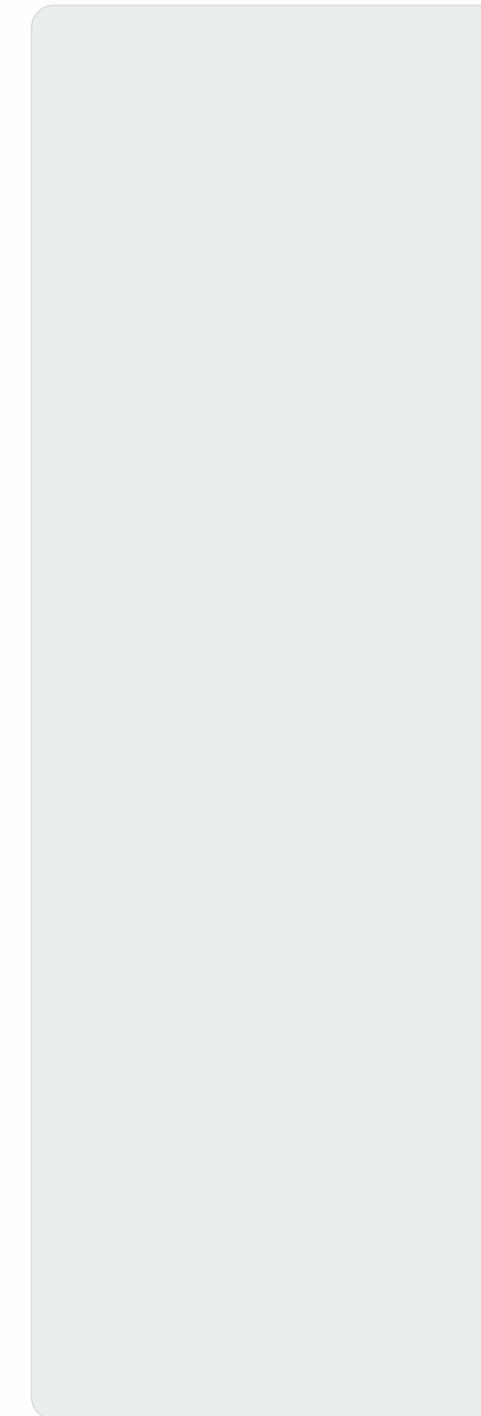
3013 MGL
SILVER **NEW**




Sleek grace that enchants and enamors
with its stunning aura of alluring verve.



3015 MGL
DUSTY GREY **NEW**



3002 MGL
PEARL WHITE



3004 MGL
ULTRA WHITE



3009 MGL
SOBER GREY

3008 MGL
COSMIC GREY

3010 MGL
RUST EMBER

Blending tradition with contemporary style, these colors bring sophistication and enduring charm to any environment.




3006 MGL
SADDLE


3007 MGL
SEA GREEN

3005 MGL
ICE LAND





3011 MGL
DORSET GOLD




3001 MGL
BLACK MAGIC



3003 MGL
PERFECT BEIGE



Explore limitless combinations where every hue tells a story and every surface becomes a design statement.



3012 MGL
DARK TRUFFLE

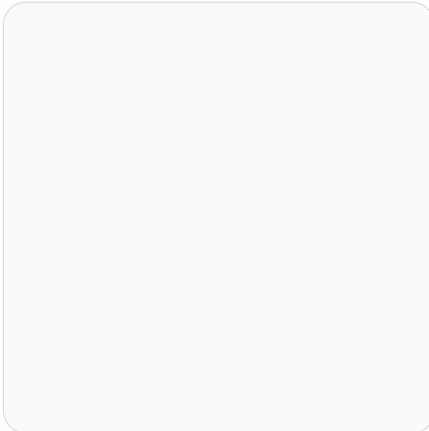














Designed for the Discerning











3003 MGL
PERFECT BEIGE



 <p>1911 UHG WHITE</p> 	 <p>1901 UHG OFF WHITE</p> 	 <p>1947 UHG LUMINOUS WHITE NEW</p> 
 <p>1949 UHG SAGE GREY NEW</p> 	 <p>1925 UHG ROYAL GREY</p> 	 <p>1935 UHG SLATE GREY NEW</p> 



Each hue plays its part in creating interiors that feel harmonious, stylish, and alive.

 <p>1945 UHG CEMENT GREY</p> 	 <p>1946 UHG CREAM RUSH NEW</p> 
 <p>1916 UHG IRISH CREAM</p> 	 <p>1926 UHG TIDAL SAND</p> 



A Symphony of Shades



Rich, consistent colors designed to adapt seamlessly across different styles and settings.

1906 UHG
BLUSH CREAM **NEW**

1905 UHG
DOUBLE LATTE **NEW**



1954 UHG
PARROT GREEN **NEW**

1944 UHG
WILLOW GREEN

1964 UHG
POPPY GREEN **NEW**

1904 UHG
ALOE VERA

1914 UHG
CUCUMBER GREEN **NEW**

1915 UHG
DOVE GREY **NEW**



Vibrance Meets Versatility






1924 UHG
DUTCH GREEN



1934 UHG
PISTA GREEN **NEW**



Infuse interiors with a confident, modern edge.



1942 UHG
SKY BLUE **NEW**



Driven by design, perfected in color. SMT shades elevate every application with confidence.



1952 UHG
ELECTRIC BLUE **NEW**











1912 UHG
CELESTIAL BLUE











Sleek surfaces, lasting charm




 <p>1922 UHG OCEAN BLUE NEW</p> 	 <p>1932 UHG PETROL BLUE</p> 
 <p>1902 UHG BURBERRY BLUE</p> 	 <p>1933 UHG PINK NEW</p> 















 <p>1903 UHG FLAMINGO PINK NEW</p> 	 <p>1913 UHG STRAWBERRY PINK</p> 
 <p>1918 UHG YELLOW NEW</p> 	 <p>1908 UHG PANCAKE</p> 











A Symphony of Shades





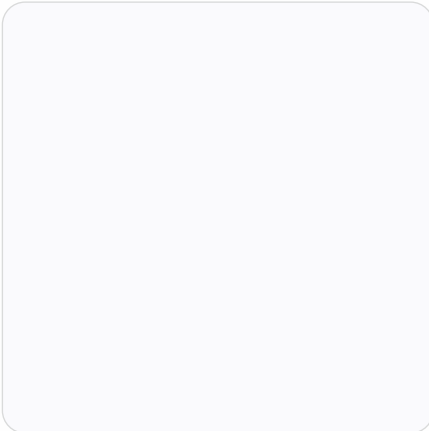











		
1943 UHG ORANGE NEW 	1948 UHG LUMINOUS GREY NEW 	1919 UHG NUT MEG NEW 
		
1929 UHG OYSTER NEW 	1939 UHG PEACH BROWN 	1909 UHG CAMEL NEW 



	
1953 UHG MAROON NEW 	1963 UHG BLACK CURRANT NEW 
	
1923 UHG BLOOD RED NEW 	1907 UHG GRAPE WINE 













 <p>1911 SMT WHITE NEW</p> 	 <p>1901 SMT OFF WHITE</p> 	 <p>1947 SMT LUMINOUS WHITE NEW</p> 
 <p>1949 SMT SAGE GREY NEW</p> 	 <p>1925 SMT ROYAL GREY NEW</p> 	 <p>1935 SMT SLATE GREY</p> 




Earth, sky, and water inspire shades that bring the outside world into your interior spaces.

 <p>1945 SMT CEMENT GREY NEW</p> 	 <p>1946 SMT CREAM RUSH NEW</p> 
 <p>1916 SMT IRISH CREAM NEW</p> 	 <p>1926 SMT TIDAL SAND NEW</p> 

Magnificent visuals, quiet elegance




Minimal yet versatile, our colors open doors to limitless creativity and design potential.



1906 SMT
BLUSH CREAM **NEW**

1905 SMT
DOUBLE LATTE

1954 SMT
PARROT GREEN **NEW**

1944 SMT
WILLOW GREEN **NEW**

1964 SMT
POPPY GREEN **NEW**

1904 SMT
ALOE VERA **NEW**


1914 SMT
CUCUMBER GREEN

1915 SMT
DOVE GREY **NEW**





Pure tones, Endless Possibilities






1934 SMT
PISTA GREEN





1924 SMT
DUTCH GREEN NEW






Enhance cabinets and surfaces with understated luxury



smooth textures and timeless shades create effortless sophistication.




1942 SMT
SKY BLUE




1952 SMT
ELECTRIC BLUE NEW




1912 SMT
CELESTIAL BLUE



BLACK COBRA®











Captivating charm of surfaces that entice instantly













A refreshing pop of color that energizes spaces with vibrancy.













 <p>1922 SMT OCEAN BLUE</p> 	 <p>1932 SMT PETROL BLUE</p> 
 <p>1902 SMT BURBERRY BLUE NEW</p> 	 <p>1933 SMT PINK NEW</p> 











 <p>1903 SMT FLAMINGO PINK</p> 	 <p>1913 SMT STRAWBERRY PINK</p> 
 <p>1918 SMT YELLOW NEW</p> 	 <p>1908 SMT PAN CAKE NEW</p> 











 <p>1943 SMT ORANGE NEW</p> 	 <p>1948 SMT LUMINOUS GREY NEW</p> 	 <p>1919 SMT NUT MEG NEW</p> 
 <p>1929 SMT OYSTER</p> 	 <p>1939 SMT PEACH BROWN</p> 	 <p>1909 SMT CARAMEL NEW</p> 



 <p>1923 SMT BLOOD RED NEW</p> 	 <p>1963 SMT BLACK CURRANT NEW</p> 
 <p>1953 SMT MAROON NEW</p> 	 <p>1907 SMT GRAPE WINE NEW</p> 











		
1915 ACF DOVE GREY 	1925 ACF ROYAL GREY 	1932 ACF PETROL BLUE 



Splendid and exclusive, each surface is a celebration of style.

		
1913 ACF STRAWBERRY PINK 	1901 ACF OFF WHITE 	1934 ACF PISTA GREEN 





Lines of Lasting Luxury





Vertical grooves that add depth, rhythm, and elegance, creating a dynamic play of light and shadow.


		
1913 LFT STRAWBERRY PINK 	1901 LFT OFF WHITE 	1919 LFT NUTMUG 





Fluted patterns turn plain surfaces into design statements, adding subtle texture and modern sophistication.





1908 LFT
PANCAKE 


1942 LFT
SKY BLUE 

1932 LFT
PETROL BLUE 



1902 LFT
BURBERRY BLUE 







1922 LFT
OCEAN BLUE 

1934 LFT
PISTA GREEN 



		
1904 LFT ALO E VERA 	1914 LFT CUCUMBER GREEN 	1944 LFT WILLOVV GREEN 

Each flute is crafted to deliver a tactile experience that elevates walls, furniture, and accents.


		
1909 LFT CARAMEL 	1929 LFT OYSTER 	1912 LFT CELESTIAL BLUE 



1905 STN
DOUBLE LATTE




1915 STN
DOVE GREY



1934 STN
PISTA GREEN



1935 STN
SLATE GREY



1925 STN
ROYAL GREY



1912 STN
CELESTIAL BLUE



Inspired by nature's finest, our stone designs offer timeless beauty with enduring performance for every space.

BLACK COBRA®





Our leather-inspired laminates exude sophistication, transforming surfaces into timeless statements of style.

BLACK COBRA®




1906 LTR
BLUSH CREAM



1926 LTR
TIDAL SAND



1904 LTR
ALOE VERA



1935 LTR
SLATE GREY



 MATCHING EDGE BAND AVAILABLE FOR ALL DESIGNS



1925 LTR
ROYAL GREY



1945 LTR
CEMENT GREY



1909 LTR
CARAMEL



1929 LTR
OYSTER



Rich grain patterns replicate the look and feel of premium leather with enduring performance

BLACK COBRA®

Texture


Crafted to mimic the rich tactility of leather, this surface brings warmth, elegance, and understated luxury to any interior.




Hexa Weave

Hexagonal patterns woven into surfaces, blending precision, symmetry, and timeless style for modern interiors.

BLACK COBRA®



1934 HXW
PISTA GREEN



1945 HXW
CEMENT GREY



1919 HXW
NUT MEG





-  Scratch Resistant
-  Heat Resistant
-  Stain Resistant




Interwoven hexagon designs create depth and movement, turning plain surfaces into captivating features.


Where texture Meets Luxury






1932 HXW
PETROL BLUE





1902 HXW
BURBERRY BLUE



the Art of Interlock





1922 HXW
OCEAN BLUE





1904 HXW
ALOE VERA





1914 HXW
CUCUMBER GREEN

1935 HXW
SLATE GREY

1915 HXW
DOVE GREY

1924 HXW
DUTCH GREEN

1903 HXW
FLAMINGO PINK

Stillness of Mountains
Defined by steady textures and grounded hues, this design captures the enduring tranquility of elevated landscapes.



INDEX

CODE	FINISH	PAGE NO
1906	WOW	10
1925	WOW	10
1945	WOW	10
1929	WOW	11
1959	WOW	11
1969	WOW	11
3017	MLV	12
3018	MLV	12
1935	MLV	12
1945	MLV	13
1939	MLV	13
1902	MLV	13
1901	FLR	15
1925	FLR	15
1906	FLR	16
1909	FLR	16
1934	FLR	17
1944	FLR	17
1904	FLR	17
1946	NBC	18
1947	NBC	18
1948	NBC	18
1949	NBC	19
1935	NBC	19
1945	RCC	20
1935	RCC	20
1949	RCC	20
1947	RCC	21
1919	RCC	21
1939	RCC	21
3003	PRL	22
3010	PRL	22
3008	PRL	22
3017	PRL	23
1901	PRL	24
1915	PRL	24
1905	PRL	24
1913	PRL	25
1916	PRL	25
1907	PRL	26
1906	PRL	26
1924	PRL	27
3017	SMR	29
3018	SMR	29
3014	MGL	30
3016	MGL	30
3013	MGL	31
3015	MGL	31

CODE	FINISH	PAGE NO
3002	MGL	32
3004	MGL	32
3009	MGL	32
3008	MGL	33
3010	MGL	33
3006	MGL	33
3007	MGL	34
3005	MGL	34
3011	MGL	34
3001	MGL	35
3003	MGL	35
3012	MGL	35
1911	UHG	36
1901	UHG	36
1947	UHG	36
1949	UHG	36
1925	UHG	37
1935	UHG	37
1945	UHG	37
1946	UHG	37
1916	UHG	37
1926	UHG	37
1906	UHG	38
1905	UHG	38
1954	UHG	38
1944	UHG	38
1964	UHG	39
1904	UHG	39
1914	UHG	39
1915	UHG	39
1924	UHG	40
1934	UHG	40
1942	UHG	41
1952	UHG	41
1912	UHG	41
1922	UHG	42
1932	UHG	42
1902	UHG	42
1933	UHG	42
1903	UHG	43
1913	UHG	43
1918	UHG	43
1908	UHG	43
1908	UHG	43
1943	UHG	44
1948	UHG	44
1919	UHG	44
1929	UHG	44
1939	UHG	44

CODE	FINISH	PAGE NO
1909	UHG	44
1953	UHG	45
1963	UHG	45
1923	UHG	45
1907	UHG	45
1911	SMT	46
1901	SMT	46
1947	SMT	46
1949	SMT	46
1925	SMT	46
1935	SMT	46
1945	SMT	47
1946	SMT	47
1916	SMT	47
1926	SMT	47
1906	SMT	48
1905	SMT	48
1954	SMT	49
1944	SMT	49
1964	SMT	49
1904	SMT	49
1914	SMT	49
1915	SMT	49
1924	SMT	50
1934	SMT	50
1942	SMT	51
1952	SMT	51
1912	SMT	51
1922	SMT	52
1932	SMT	52
1902	SMT	52
1933	SMT	52
1903	SMT	53
1913	SMT	53
1918	SMT	53
1908	SMT	53
1943	SMT	54
1948	SMT	54
1919	SMT	54
1929	SMT	54
1939	SMT	54
1909	SMT	54
1953	SMT	55
1963	SMT	55
1923	SMT	55
1907	SMT	55
1915	ACF	56
1925	ACF	56

CODE	FINISH	PAGE NO
1932	ACF	56
1913	ACF	57
1901	ACF	57
1934	ACF	57
1913	LFT	59
1901	LFT	59
1919	LFT	59
1908	LFT	60
1942	LFT	60
1932	LFT	60
1902	LFT	61
1922	LFT	61
1934	LFT	61
1904	LFT	62
1914	LFT	62
1944	LFT	62
1909	LFT	63
1929	LFT	63
1912	LFT	63
1905	STN	64
1915	STN	64
1934	STN	64
1935	STN	65
1925	STN	65
1912	STN	65
1906	LTR	66
1926	LTR	67
1904	LTR	67
1935	LTR	67
1925	LTR	68
1945	LTR	68
1909	LTR	68
1929	LTR	69
1934	HXW	70
1945	HXW	70
1919	HXW	71
1932	HXW	72
1902	HXW	72
1922	HXW	73
1904	HXW	73
1914	HXW	74
1935	HXW	74
1915	HXW	74
1924	HXW	75
1903	HXW	75

TECHNICAL SPECIFICATION

BLACK COBRA®

Properties	IS Requirement As per IS 2046 Type S, VGS	Black Cobra Confirms
Thickness	1.00mm ± 0.10mm	✓
Surface Defects A. Spots, Dirt, & Similar Surface defects B. Fibers, Hair, Scratches C. Accumulated of surface defects.	Max Contamination area equivalent to 1.0 mm ² /m ² Max Contamination Length of 10.0 mm /m ² Max. Level for each of the two type of defects shall not exceed half of the levels prescribed in 5.4.1.1 & 5.4.1.2	✓
Edge Defects	20 max	✓
Broken Corner	One Broken corner of < 30 mm Or two broken corner of < 15 mm allowed	✓
Sanding Defects	Slight chatter Marks are allow	✓
Warping	Max warp 120 mm	✓
Dimension A. Length B. Width	+ 10 mm, - 0 mm + 10 mm, - 0 mm	✓
Straightness of Edge	1.5 mm/M ²	✓
Squareness	1.5 mm/M ²	✓
Resistance to Surface Wear Revolution (Min) Index No	Not Less than 150 (revolution)	✓
Resistance to Immersion in Boiling Water A. Mass increase % Max B. Thickness increase % Max C. Appearance Grade not worse than	Not More than 12 Not More than 14 Not Less than 4	✓
Dimensional Stability at deviated Temp. (Max) A. Length wise (L) % B. Cross Wise (T) %	Not more than 0.65 Not more than 1.15	✓
Resistance to Scratching, Index No	Not less than 2	✓
Resistance to Staining Grade not worse than A. Group 1 & 2 B. Group 3 & 4	Not less than 5 Not less than 4	✓
Resistance to Steam (Appearance Grade not worse than)	Not less than 4	✓
Resistance to Impact by small dia ball (Min), Index No	Not less than 3	✓
Resistance to cracking (Appearance Grade not worse than)	Not less than 4	✓
Resistance to Colour change (Wool standards) -In Xenon arc light In enclosed carbon arc light	Not less than Standard Blue Wool No. 6	✓
Surface Finish and reverse side bonding	The reverse side of sheets having only one decorative surface shall be suitable for adhesive bonding if so required	✓

Remarks : Sample confirms to IS : 2046 : 1995 Requirements

NOTES :

- Size : 2440 mm x 1220 mm [8'x4']
 Thicknesses : 1.00mm (other thickness available on request)
 Notes :
- All tests may not be valid for metallic and gloss laminates.
 - Samples pasted, represent only color, pattern and finish and not actual thickness.
 - There may be slight variation in shades in batch to batch, particularly in metallic designs.
 - Bonding of laminates under high humidity, plywood with high moisture content, ply with uneven surface, inferior quality adhesive and insufficient pressure may lead to delamination/ air bubbles in between ply and laminate.
 - BLACK COBRA LAMINATES are used for various applications, without the possibility of control over the manufacturing of the finished products, the company does not assume obligations or liabilities arising from the furnishing, sale, installation or repair, use or subsequent sale of any product, to any person or entity.
 - BLACK COBRA LAMINATES warrants that its products are reasonably free from manufacturing defects. The products when properly used, will comply, with normal deviations, related to manufacturing specifications. This warranty shall be limited only to the original buyer for a period of care. It is recommended that the products must be inspected prior to installation and our liability will be limited to the extent of the cost of the products only.

THIS IS FOR SAMPLE PURPOSE ONLY. IT IS NOT FOR SALE.



Do not use chemicals for cleaning



Extra care required in vertical pasting of laminates sheet as there is possibility of bubbles due to lack of uniform pressure



Avoid direct sunlight/continuous light. These may cause color fading



Cracking at corners and around cuts may be caused by improper conditioning, improper bonding, and poor planning. Avoid all these to prevent cracking at corners.